

AN INNOVATIVE, WORLD-CLASS  
MANUFACTURER AND GLOBAL  
SUPPLIER OF PROPRIETARY AND  
CUSTOMIZED CONNECTION SOLUTIONS  
TO A WIDE VARIETY OF INDUSTRIES.

J

BRIGHT PEOPLE • WORLD-CLASS PRODUCTS  
STATE-OF-THE-ART EQUIPMENT

ELDON JAMES

# PRODUCT CATALOG

E



**Intertechnik Elze**  
GmbH & Co. KG  
Wernher-von-Braun-Str. 1  
31008 Elze  
GERMANY  
TEL: +49 (0)5068 4022  
FAX: +49 (0)5068 2244  
E-Mail: [info@ite.de](mailto:info@ite.de)  
Homepage: [www.ite.de](http://www.ite.de)



10325 East 47th Avenue  
Denver, CO 80238

3486 Precision Drive  
Fort Collins, CO 80528



**Intertechnik Elze**  
GmbH & Co. KG  
Wernher-von-Braun-Str. 1  
31008 Elze  
GERMANY  
TEL: +49 (0)5068 4022  
FAX: +49 (0)5068 2244  
E-Mail: [info@ite.de](mailto:info@ite.de)  
Homepage: [www.ite.de](http://www.ite.de)

ELDON JAMES

**ELDON JAMES**

## About Us

Founded in 1987, Eldon James manufactures a wide range of standard and custom hose fittings, including adapters, couplers, elbows, reducers, and bulkheads, as well as many specialized connector configurations.

In 2007 we started manufacturing extruded plastic tubing, medical-grade tubing and formed tubing. Our PVC-free tubing and connectors serve a broad spectrum of domestic and international market sectors such as transportation, automotive, medical device, water purification and industrial.

EJ BioMed's cleanroom facility focuses on the manufacture of products designed for the life sciences, bioprocess, biomedical, pharmaceutical, and similar critical-use applications.

## Our Products

Our vast inventory allows us to ship many orders immediately. Contact Customer Support or complete the Terms Acknowledgement Form to open an account. All major credit cards are gladly accepted, minimum order \$100.

## Quality Management System

**EJ Cleanrooms are 3rd party certified to ISO 14644-1 Class 7.**

Combining our ISO 9001 and ISO 13485 Quality System with a proactive prevention-not-detection mentality, we provide superior products that help our customers meet their objectives. These certifications confirm Eldon James' commitment to product quality that consistently meets customer and regulatory requirements of medical and general industries.

**For a copy of our ISO Certificate please visit [eldonjames.com/iso-wob-certifications](http://eldonjames.com/iso-wob-certifications).**

## Our Facilities

Eldon James has two facilities located in Fort Collins and Denver, Colorado. Our Fort Collins location spans 107,000 square feet with a 20,000 square foot ISO Class 7 cleanroom. Our Denver location is home to headquarters and manufacturing and occupies over 75,000 square feet. The manufacturing space includes a 15,000 square foot, ISO Class 7 cleanroom for injection molding, extrusion and assembly. The facility also includes non-cleanroom production for PVC free tubing and connectors for multiple industries including medical, food and beverage, automotive and general industrial. This state-of-the-art facility includes an automated resin delivery system to allow our injection molding and extrusion lines continuous material feed in a closed-loop system. This minimizes contamination and allows for continuous manufacturing.

Eldon James is one of the only tubing and connector manufacturers that can manufacture, assemble and package tubing and fitting assemblies in a single cleanroom environment. Read more about this space on the next page.



**QC** Look for this symbol to order a product in a material that's been Cleanroom Manufactured.

See page 6 for an overview of all of our materials.

## Cleanroom Manufacturing

Our state-of-the-art cleanroom features articulate monitored production and quality control areas. Our products are double bagged and sealed within the clean environment to provide an output that is package-ready for safe bioprocess and medical applications.

Responding to the medical industry's growing concerns over the health issues associated with PVC and their demand for alternatives in tubing applications where flexibility is required, Eldon James has developed TPE (thermoplastic elastomer) tubing that has proven to be an excellent alternative to PVC.

The properties of TPE include high flexibility, extremely low permeability, and 100 percent organic emissions when incinerated, which makes it ideal for IV gas sample lines and other medical applications.

## Our SKU System

When ordering one of our products using a SKU helps to ensure we get your order correct. Each Eldon James SKU consists of a Product Number, Material Code, and "-QC" if the material is Cleanroom Manufactured. Please refer to this chart for a detailed look at how to accurately determine a SKU.



## Pharmaceutical / Medical Grade Tubing

<b>Pharmaceutical Grade Tubing</b>	<b>9</b>
Flexelene® 135C Series	9
Braided Reinforced Flexelene® 135C Series	12
Soft Flexelene® 121C Series	14
<b>Medical Grade Tubing</b>	<b>16</b>
Soft Flexelene®	16
Flexelene® MFX Series	18
73M – Flexelene® MFX Series	20
82M – Flexelene® MFX Series	22
92R – Flexelene® MFX Series	24
66E – Flexelene® FLXE Series	26
75E – Flexelene® FLXE Series	28
84E – Flexelene® FLXE Series	30
95E – Flexelene® FLXE Series	32
<b>Pharma/Chemical Grade Tubing</b>	<b>34</b>
KFLEX Flexible Kynar Lined Tubing	34
<b>Pharmaceutical Grade Tubing</b>	<b>36</b>
EJ Prene® Series	36
<b>Medical to General Purpose/Industrial Tubing</b>	<b>38</b>
Flexelene® FX Series	38
<b>General Purpose/Industrial Tubing</b>	<b>41</b>
Compression Flexelene® CFX Series	41
<b>Polyurethane Tubing</b>	<b>43</b>

## SeriesLock®

Housing Materials	47
Button Color	47
O-Ring Selection	48
Spring Selection	48
Adapter - NPT Thread Fittings	49
Barb Fittings	51
Panel Mount Male Fittings	53
3/4" Mini Sanitary Flange Fittings	55
1-1/2" Sanitary Flange Fittings	57
Port Plate / Bag Port Fittings	59
Micro-Connect Barb (MBO)	60

Micro-Connect Barb (MBV)	61
Micro-Connect Panel Mount (MPMO)	63
Micro-Connect Panel Mount (MPMV)	64
Caps	66
Plugs	67
Water Flow Test Data	68
Cv Values	70
General Information	71

## Bag Ports

Flat Plate Port Discs	75
Mini Dome Port Discs	77
Opposing Barb Port Discs	79
Ribbed Base Port Plates	80
Boat Port Bag Ports	82

## Sanitary Flange Fittings

Sanitary Flange Fittings	85
--------------------------	----

## Luers

Soft Touch Luers	89
Winged Luers	91
Panel Mount Luers	92
Luer Locks	93
Rotating Luers	96
Slip Luers	97
Luer Plugs	98
Tethered Luer Plugs	100

## Couplers

Straight Couplers	103
Reduction Couplers	105

## Cross & Y-Fittings

Cross Fittings	111
Equal Y-Fittings	112
Reduction Y-Fittings	114

## Tee Fittings

Equal Tees	117
Reduction Tees	119
Threaded Tees	122
British Threaded Tees	125

## Elbow Fittings

Equal 90 Degree Elbows	129
Reduction Elbows	131
Threaded Elbows	133
British Threaded Elbows	137

## Adapters, Bulkheads & Panel Mounts

Threaded Adapters	141
British Threaded Adapters	146
Schedule 80 Adapters	148
Panel Mount Adapters	150
Bulkhead Adapters	152
Bulkhead and Panel Mount Nuts	154
Garden Hose Adapters	155
Conversion Nipples	156
Pipe Nipples	157
Schedule 80 Pipe Nipples	158
Threaded Plugs	159
Insert Plugs	161
Flanged Plugs	162

## Swivel Disconnect Fittings

Straight Fittings	165
Plug Fittings	166
NPT Thread Conversion Couplers	166
90° Elbow Fittings	167
Standard Color Code Clips	168

## Fitting Kits

Fitting Kits	170
--------------	-----

## Clamps & Accessories

Oetiker Stepless Ear Clamps	177
Handy Clamps	180
Ideal 1/4" Hex Head Screw Clamps	183

## Technical Information

Our Materials / Material Codes	186
Chemical Resistance	188
Thread Specifications and Barb Dimensions	193
Terms and Conditions of Sale	194

## Index

Index	196
-------	-----



PHARMACEUTICAL/MEDICAL GRADE TUBING | GENERAL PURPOSE TUBING

# Pharmaceutical / Medical Grade Tubing





# Pharmaceutical / Medical Grade Tubing

PHARMACEUTICAL / MEDICAL GRADE TUBING | GENERAL PURPOSE TUBING

VALIDATION GUIDE AND CERTIFICATIONS AVAILABLE.

## PVC-FREE PLASTIC TUBING AND HOSE PRODUCTS

With 24 proprietary lines of PVC/DEHP-free plastic tubing, we have the right material for your bio pharma grade tubing, medical grade tubing, beverage tubing, and automotive/ industrial tubing needs.

Eldon James is the industry leader in manufacturing this revolutionary tubing to protect the environment and provide unmatched quality when it comes to industrial tubing needs. All tubing is Shore A tested using ASTM D2240 to determine a hardness range of +/- 4A from published standards.

Our innovative Flexelene® Tubing is available in a variety of sizes, colors, and styles to fit your specific needs. Our Flexelene 135C is a TPE and is the #1 alternative to silicone tubing.

## WHY USE PVC-FREE TUBING?

Eldon James has taken the lead in producing a safe alternative with PVC-free tubing that never sacrifices quality. PVC, or polyvinyl chloride, is known to leach pollutants and phthalates which can be harmful to the environment and people.

Our green manufacturing materials and processes are purposefully chosen to minimize the pollution caused during their lifecycle.

Easy to recycle, phthalate-free, our non-PVC tubing is the premier choice for medical tubing, industrial, and beverage line tubing, and a whole lot more.



**ELDON JAMES IS THE INDUSTRY LEADER IN MANUFACTURING  
THIS REVOLUTIONARY TUBING TO PROTECT THE ENVIRONMENT**



# Pharmaceutical Grade Tubing

## Flexelene® 135C Series

TO ORDER TUBING, SIMPLY USE THE **PRODUCT NO.**

### Custom sizes available.



Flexelene® 135C is designed for use for fluid transfer and use in peristaltic pump applications. These products are manufactured from a thermoplastic elastomer (TPE) material that is very durable. Initial testing results with 135C tubing confirm that the peristaltic life cycle exceeds 500 hours.

- RoHS compliant
- USP 661 certification
- ISO 10993-5 – non-cytotoxic
- ISO 10993-4 – non-hemolytic
- PVC FREE – No DEHP additives
- BPOG compliant leachables and extractables
- Low gas and oxygen permeability
- No halogens or phthalates
- Low protein binding
- Non-pyrogenic material
- Thermally weldable
- Non-animal derived

**FLXC.5-1.5** Flexelene 135C • 1/32 inch ID x 3/32 inch OD • 50 ft Length

**FLXC1-2** Flexelene 135C • 1/16 inch ID x 1/8 inch OD • 50 ft Length

**FLXC1-2MM** Flexelene 135C • 1 mm ID x 2 mm OD • 50 ft Length

**FLXC1-3** Flexelene 135C • 1/16 inch ID x 3/16 inch OD • 50 ft Length

**FLXC1.5-2.5** Flexelene 135C • 3/32 inch ID x 5/32 inch OD • 50 ft Length


**FLXC1.85-3.45MM** Flexelene 135C • 1.85 mm ID X 3.45 mm OD

**FLXC2-3** Flexelene 135C • 1/8 inch ID x 3/16 inch OD • 50 ft Length

**FLXC2-4** Flexelene 135C • 1/8 inch ID x 1/4 inch OD • 50 ft Length

# Pharmaceutical Grade Tubing

## Flexelene® 135C Series (CONTINUED)



Custom sizes available.

**FLXC2-4MM** Flexelene 135C • 2 mm ID x 4 mm OD • 50 ft Length

**FLXC3-4** Flexelene 135C • 3/16 inch ID x 1/4 inch OD • 50 ft Length

**FLXC3-5** Flexelene 135C • 3/16 inch ID x 5/16 inch OD • 50 ft Length

**FLXC3-6** Flexelene 135C • 3/16 inch ID x 3/8 inch OD • 50 ft Length

**FLXC4-6** Flexelene 135C • 1/4 inch ID x 3/8 inch OD • 50 ft Length

**FLXC4-7** Flexelene 135C • 1/4 inch ID x 7/16 inch OD • 50 ft Length

**FLXC4-7MM** Flexelene 135C • 4 mm ID x 7 mm OD • 50 ft Length

**FLXC4-8** Flexelene 135C • 1/4 inch ID x 1/2 inch OD • 50 ft Length

**FLXC4.8-6.4MM** Flexelene 135C • 4.8 mm ID x 6.4 mm OD • 50 ft Length

**FLXC5-7** Flexelene 135C • 5/16 inch ID x 7/16 inch OD • 50 ft Length

**FLXC5-8** Flexelene 135C • 5/16 inch ID x 1/2 inch OD • 50 ft Length

# Pharmaceutical Grade Tubing

## Flexelene® 135C Series (CONTINUED)

**FLXC5-8MM** Flexelene 135C • 5 mm ID x 8 mm OD • 50 ft Length

---

**FLXC6-8** Flexelene 135C • 3/8 inch ID x 1/2 inch OD • 50 ft Length

---

**FLXC6-9** Flexelene 135C • 3/8 inch ID x 9/16 inch OD • 50ft Length

---

**FLXC6-10** Flexelene 135C • 3/8 inch ID x 5/8 inch OD • 50 ft Length

---

**FLXC8-10** Flexelene 135C • 3/8 inch ID x 5/8 inch OD • 50ft Length

---

**FLXC8-12** Flexelene 135C • 1/2 inch ID x 3/4 inch OD • 50 ft Length

---

**FLXC10-14** Flexelene 135C • 5/8 inch ID x 7/8 inch OD • 50 ft Length

---

**FLXC10-14MM** Flexelene 135C • 10 mm ID x 14 mm OD • 50 ft Length

---

**FLXC12-14** Flexelene 135C • 3/4 inch ID x 7/8 inch OD • 50 ft Length

---

**FLXC12-16** Flexelene 135C • 3/4 inch ID x 1 inch OD • 50 ft Length

---

**FLXC16-20** Flexelene 135C • 1 inch ID x 1-1/4 inch OD • 50 ft Length

---

**FLXC19.2-25.4MM** Flexelene 135C • 19.2 mm ID x 25.4 mm OD • 50 ft Length

---



Shop All  
Tubing

# Pharmaceutical Grade Tubing

## Braided Reinforced Flexelene® 135C Series


### HOW TO BUILD YOUR BRAIDED REINFORCED FLEXELENE 135C SERIES SKU

PRODUCT NO. - [MATERIAL LENGTH]



FLXCBR2-6-25

Custom sizes available by special order.  
Contact [sales@eldonjames.com](mailto:sales@eldonjames.com) for a quote.



Custom sizes available.

Braided Flexelene® 135C has been developed to meet the critical demands of bioprocess, medical and laboratory applications. This newly formulated TPE (thermoplastic elastomer) tubing is an excellent alternative to silicone and other high purity applications. Validation guides are available upon request.

Ideal for ultra-pure fluid transfer and meets a diverse range of pharmaceutical, medical, and bioprocessing applications.

- Autoclave to 135C - multiple cycles
- Meets all requirements of CGLP, CFR, USP Class VI, USP 661, European Pharmacopoeia, ISO, and other special test requirements
- BPOG compliant leachables and extractables
- Durable
- High-pressure applications
- Sterilized by Ethylene Oxide (EtO)
- Gamma resistance to 45 kGy
- Temperature range -50° C to 135° C (-58° F to 275° F)
- RoHS compliant
- 68 Shore A hardness

#### **FLXCBR2-6** Braided Reinforced Flexelene 135C • 1/8 inch ID x 3/8 inch OD

25ft • 50ft • Custom Lengths available

#### **FLXCBR4-8** Braided Reinforced Flexelene 135C • 1/4 inch ID x 1/2 inch OD

25ft • 50ft • Custom Lengths available

#### **FLXCBR6-10** Braided Reinforced Flexelene 135C • 3/8 inch ID x 5/8 inch OD


25ft • 50ft • Custom Lengths available

#### **FLXCBR8-12** Braided Reinforced Flexelene 135C • 1/2 inch ID x 3/4 inch OD

25ft • 50ft • Custom Lengths available

# Pharmaceutical Grade Tubing

## Braided Reinforced Flexelene® 135C Series (CONTINUED)



Custom sizes available.

### **FLXCBR10-16** Braided Reinforced Flexelene 135C • 5/8 inch ID x 1 inch OD

25ft • 50ft • Custom Lengths available

### **FLXCBR12-18** Braided Reinforced Flexelene 135C • 3/4 inch ID x 1-1/8 inch OD

25ft • 50ft • Custom Lengths available

### **FLXCBR16-22** Braided Reinforced Flexelene 135C • 1 inch ID x 1-3/8 inch OD

25ft • 50ft • Custom Lengths available



Shop All  
Tubing

# Pharmaceutical Grade Tubing

## Soft Flexelene® 121C Series

TO ORDER, SIMPLY USE THE **PRODUCT NO.**



Custom sizes available.

Flexelene 121C is designed for use in peristaltic pump applications. These products are manufactured from a thermoplastic elastomer (TPE) material that is very durable.

- Autoclavable to 121C
- USP Class VI rating
- RoHS compliant
- PVC FREE – No phthalate plasticizers or DEHP additives
- USP 661, BPOG compliant ultra-low extractables and leachables
- Low gas and oxygen permeability
- Ultra-clear and flexible
- 55 Shore A hardness

**SFLXC.5-1.5** Soft Flexelene 121C Tubing • 1/32 inch ID x 3/32 inch OD • 50 ft Length

**SFLXC1.5-2.5** Soft Flexelene 121C Tubing • 3/32 inch ID x 5/32 inch OD • 50 ft Length

**SFLXC1-2** Soft Flexelene 121C Tubing • 1/16 inch ID x 1/8 inch OD • 50 ft Length

**SFLXC2-3** Soft Flexelene 121C Tubing • 1/8 inch ID x 3/16 inch OD • 50 ft Length

**SFLXC2-4** Soft Flexelene 121C Tubing • 1/8 inch ID x 1/4 inch OD • 50 ft Length

**SFLXC3-4** Soft Flexelene 121C Tubing • 3/16 inch ID x 1/4 inch OD • 50 ft Length

**SFLXC3-5** Soft Flexelene 121C Tubing • 3/16 inch ID x 5/16 inch OD • 50 ft Length

**SFLXC4-6** Soft Flexelene 121C Tubing • 1/4 inch ID x 3/8 inch OD • 50 ft Length

**SFLXC4-6MM** Soft Flexelene 121C Tubing • 4 mm ID x 6 mm OD • 50 ft Length

# Pharmaceutical Grade Tubing

## Soft Flexelene® 121C Series (CONTINUED)



Custom sizes available.

**SFLXC4-8** Soft Flexelene 121C Tubing • 1/4 inch ID x 1/2 inch OD • 50 ft Length

---

**SFLXC5-7** Soft Flexelene 121C Tubing • 5/16 inch ID x 7/16 inch OD • 50 ft Length

---

**SFLXC6-10** Soft Flexelene 121C Tubing • 3/8 inch ID x 5/8 inch OD • 50 ft Length

---

**SFLXC6-8** Soft Flexelene 121C Tubing • 3/8 inch ID x 1/2 inch OD • 50 ft Length

---

**SFLXC8-12** Soft Flexelene 121C Tubing • 1/2 inch ID x 3/4 inch OD • 50 ft Length

---

**SFLXC10-14** Soft Flexelene 121C Tubing • 5/8 inch ID x 7/8 inch OD • 50 ft Length

---

**SFLXC12-16** Soft Flexelene 121C Tubing • 3/4 inch ID x 1 inch OD • 50 ft Length

---

**SFLXC16-20** Soft Flexelene 121C Tubing • 1 inch ID x 1-1/4 inch OD • 50 ft Length



Shop All  
Tubing

# Medical Grade Tubing

## Soft Flexelene®

TO ORDER, SIMPLY USE THE **PRODUCT NO.**



**Custom sizes available.**

- USP Class VI – biomedical tubing
- Non-animal derived
- USP 661
- High transparency
- Heat-sealable
- PVC FREE – No phthalate plasticizers or DEHP additives
- Latex free
- High purity POE material with full validation guide available
- 76 Shore A hardness

**SFX.5-1.5** SFX® • 1/32 inch ID x 3/32 inch OD • 100 ft Length

---

**SFX1-2** SFX® • 1/16 inch ID x 1/8 inch OD • 100 ft Length

---

**SFX1.5-2.5** SFX® • 3/32 inch ID x 5/32 inch OD • 100 ft Length

---

**SFX170-3** SFX® • .170 ID x 3/16 inch OD • 100 ft Length

---

**SFX170-4** SFX® • 11/64 inch ID x 1/4 inch OD • 100 ft Length

---

**SFX2-3** SFX® • 1/8 inch ID x 3/16 inch OD • 100 ft Length

---

**SFX2-4** SFX® • 1/8 inch ID x 1/4 inch OD • 100 ft Length

---

**SFX3-4** SFX® • 3/16 inch ID x 1/4 inch OD • 100 ft Length


---

**SFX3-5** SFX® • 3/16 inch ID x 5/16 inch OD • 100 ft Length



# Medical Grade Tubing

## Soft Flexelene® (CONTINUED)



Custom sizes available.

**SFX4-6** SFX® • 1/4 inch ID x 3/8 inch OD • 100 ft Length

---

**SFX5-7** SFX® • 5/16 inch ID x 7/16 inch OD • 100 ft Length

---

**SFX6-8** SFX® • 3/8 inch ID x 1/2 inch OD • 100 ft Length

---

**SFX8-12** SFX® • 1/2 inch ID x 3/4 inch OD • 100 ft Length

---

**SFX10-14** SFX® • 3/4 inch ID x 7/8 inch OD • 100 ft Length

---

**SFX12-16** SFX® • 3/4 inch ID x 1 inch OD • 100 ft Length



Shop All  
Tubing

# Medical Grade Tubing

## Flexelene® MFX Series

TO ORDER TUBING, SIMPLY USE THE **PRODUCT NO.**



Custom sizes available.

- USP Class VI – biomedical tubing
- Non-animal derived
- Compliant
- Ultra-low extractables / leachables
- Non-cytotoxic
- Non-allergenic
- Heat-sealable
- PVC FREE – No phthalate plasticizers, or DEHP additives
- Meets USP
- Latex free
- Cleanroom manufactured
- Recyclable
- 73 Shore A hardness

**MFX.5-2** Medical Flexelene Tubing • 1/32 inch ID x 1/8 inch OD • 50 ft Length

**MFX1-2** Medical Flexelene Tubing • 1/16 inch ID x 1/8 inch OD • 50 ft Length

**MFX1.5-2.5** Medical Flexelene Tubing • 3/32 inch ID x 5/32 inch OD • 50 ft Length

**MFX2.8MM-4.4MM** Medical Flexelene Tubing • 2.8 mm ID x 4.4 mm OD • 50 ft Length

**MFX2-4** Medical Flexelene Tubing • 1/8 inch ID x 1/4 inch OD • 50 ft Length


**MFX3-4** Medical Flexelene Tubing • 3/16 inch ID x 1/4 inch OD • 50 ft Length

**MFX3-5** Medical Flexelene Tubing • 3/16 inch ID x 5/16 inch OD • 50 ft Length

**MFX4-6** Medical Flexelene Tubing • 1/4 inch ID x 3/8 inch OD • 50 ft Length

# Medical Grade Tubing

## Flexelene® MFX Series (CONTINUED)



**AFX5-7** Medical Flexelene Tubing • 5/16 inch ID x 7/16 inch OD • 50 ft Length

---

**AFX6-8** Medical Flexelene Tubing • 3/8 inch ID x 1/2 inch OD • 50 ft Length

---

**AFX8-12** Medical Flexelene Tubing • 1/2 inch ID x 3/4 inch OD • 50 ft Length

---

**AFX10-14** Medical Flexelene Tubing • 5/8 inch ID x 7/8 inch OD • 50 ft Length

---

**AFX12-14** Medical Flexelene Tubing • 3/4 inch ID x 7/8 inch OD • 50 ft Length

---

**AFX12-16** Medical Flexelene Tubing • 3/4 inch ID x 1 inch OD • 50 ft Length

---

**AFX16-20** Medical Flexelene Tubing • 1 inch ID x 1-1/4 inch OD • 50 ft Length

---



Shop All  
Tubing

# Medical Grade Tubing

## 73M – Flexelene® MFX Series

TO ORDER TUBING, SIMPLY USE THE **PRODUCT NO.**



Custom sizes available.

- USP Class VI – biomedical tubing
- Non-animal derived
- Compliant
- Ultra-low extractables / leachables
- Non-cytotoxic
- Non-allergenic
- Heat-sealable
- PVC FREE – No phthalate plasticizers, or DEHP additives
- Meets USP
- Latex free
- Cleanroom manufactured
- Recyclable
- 73 Shore A hardness

**MFX73M.5-2** Medical Flexelene 73M Shore A Tubing • 1/32 inch ID x 1/8 inch OD • 50 ft Length

**MFX73M1-2** Medical Flexelene 73M Shore A Tubing • 1/16 inch ID x 1/8 inch OD • 50 ft Length

**MFX73M1.5-2.5** Medical Flexelene 73M Shore A Tubing • 3/32 inch ID x 5/32 inch OD • 50 ft Length

**MFX73M2-4** Medical Flexelene 73M Shore A Tubing • 1/8 inch ID x 1/4 inch OD • 50 ft Length

**MFX73M3-4** Medical Flexelene 73M Shore A Tubing • 3/16 inch ID x 1/4 inch OD • 50 ft Length


**MFX73M3-5** Medical Flexelene 73M Shore A Tubing • 3/16 inch ID x 5/16 inch OD • 50 ft Length

**MFX73M4-6** Medical Flexelene 73M Shore A Tubing • 1/4 inch ID x 3/8 inch OD • 50 ft Length

**MFX73M5-7** Medical Flexelene 73M Shore A Tubing • 5/16 inch ID x 7/16 inch OD • 50 ft Length

# Medical Grade Tubing

## 73M – Flexelene® MFX Series (CONTINUED)



**MFX73M6-8** Medical Flexelene 73M Shore A Tubing • 3/8 inch ID x 1/2 inch OD • 50 ft Length

---

**MFX73M8-12** Medical Flexelene 73M Shore A Tubing • 1/2 inch ID x 3/4 inch OD • 50 ft Length

---

**MFX73M10-14** Medical Flexelene 73M Shore A Tubing • 5/8 inch ID x 7/8 inch OD • 50 ft Length

---

**MFX73M12-16** Medical Flexelene 73M Shore A Tubing • 3/4 inch ID x 1 inch OD • 50 ft Length

---

**MFX73M16-20** Medical Flexelene 73M Shore A Tubing • 1 inch ID x 1-1/4 inch OD • 50 ft Length



# Medical Grade Tubing

## 82M – Flexelene® MFX Series

TO ORDER TUBING, SIMPLY USE THE **PRODUCT NO.**



- USP Class VI – biomedical tubing
- Non-animal derived
- Compliant
- Ultra-low extractables / leachables
- Non-cytotoxic
- Non-allergenic
- Heat-sealable
- PVC FREE – No phthalate plasticizers, or DEHP additives
- Meets USP
- Latex free
- Cleanroom manufactured
- Recyclable
- 82 Shore A hardness

**MF82M.5-2** Medical Flexelene 82M Shore A Tubing • 1/32 inch ID x 1/8 inch OD • 50 ft Length

**MF82M1-2** Medical Flexelene 82M Shore A Tubing • 1/16 inch ID x 1/8 inch OD • 50 ft Length

**MF82M1.5-2.5** Medical Flexelene 82M Shore A Tubing • 3/32 inch ID x 5/32 inch OD • 50 ft Length

**MF82M2-4** Medical Flexelene 82M Shore A Tubing • 1/8 inch ID x 1/4 inch OD • 50 ft Length

**MF82M3-4** Medical Flexelene 82M Shore A Tubing • 3/16 inch ID x 1/4 inch OD • 50 ft Length


**MF82M3-5** Medical Flexelene 82M Shore A Tubing • 3/16 inch ID x 5/16 inch OD • 50 ft Length

**MF82M4-6** Medical Flexelene 82M Shore A Tubing • 1/4 inch ID x 3/8 inch OD • 50 ft Length

**MF82M5-7** Medical Flexelene 82M Shore A Tubing • 5/16 inch ID x 7/16 inch OD • 50 ft Length

# Medical Grade Tubing

## 82M – Flexelene® MFX Series (CONTINUED)



**AFX82M6-8** Medical Flexelene 82M Shore A Tubing • 3/8 inch ID x 1/2 inch OD • 50 ft Length

---

**AFX82M8-12** Medical Flexelene 82M Shore A Tubing • 1/2 inch ID x 3/4 inch OD • 50 ft Length

---

**AFX82M10-14** Medical Flexelene 82M Shore A Tubing • 5/8 inch ID x 7/8 inch OD • 50 ft Length

---

**AFX82M12-16** Medical Flexelene 82M Shore A Tubing • 3/4 inch ID x 1 inch OD • 50 ft Length

---

**AFX82M16-20** Medical Flexelene 82M Shore A Tubing • 1 inch ID x 1-1/4 inch OD • 50 ft Length



# Medical Grade Tubing

## 92R – Flexelene® MFX Series

TO ORDER TUBING, SIMPLY USE THE **PRODUCT NO.**



Custom sizes available.

- USP Class VI – biomedical tubing
- Non-animal derived
- Compliant
- Ultra-low extractables / leachables
- Non-cytotoxic
- Non-allergenic
- Heat-sealable
- PVC FREE – No phthalate plasticizers, or DEHP additives
- Meets USP
- Latex free
- Cleanroom manufactured
- Recyclable
- 92 Shore A Hardness

**MF92R.5-2** Medical Flexelene 92R Shore A Tubing • 1/32 inch ID x 1/8 inch OD • 50 ft Length

**MF92R1-2** Medical Flexelene 92R Shore A Tubing • 1/16 inch ID x 1/8 inch OD • 50 ft Length

**MF92R1.5-2.5** Medical Flexelene 92R Shore A Tubing • 3/32 inch ID x 5/32 inch OD • 50 ft Length

**MF92R2-4** Medical Flexelene 92R Shore A Tubing • 1/8 inch ID x 1/4 inch OD • 50 ft Length

**MF92R3-4** Medical Flexelene 92R Shore A Tubing • 3/16 inch ID x 1/4 inch OD • 50 ft Length

**MF92R3-5** Medical Flexelene 92R Shore A Tubing • 3/16 inch ID x 5/16 inch OD • 50 ft Length

**MF92R4-6** Medical Flexelene 92R Shore A Tubing • 1/4 inch ID x 3/8 inch OD • 50 ft Length

**MF92R5-7** Medical Flexelene 92R Shore A Tubing • 5/16 inch ID x 7/16 inch OD • 50 ft Length



# Medical Grade Tubing

## 92R – Flexelene® MFX Series (CONTINUED)



**MF92R6-8** Medical Flexelene 92R Shore A Tubing • 3/8 inch ID x 1/2 inch OD • 50 ft Length

---

**MF92R8-12** Medical Flexelene 92R Shore A Tubing • 1/2 inch ID x 3/4 inch OD • 50 ft Length

---

**MF92R10-14** Medical Flexelene 92R Shore A Tubing • 5/8 inch ID x 7/8 inch OD • 50 ft Length

---

**MF92R12-16** Medical Flexelene 92R Shore A Tubing • 3/4 inch ID x 1 inch OD • 50 ft Length

---

**MF92R16-20** Medical Flexelene 92R Shore A Tubing • 1 inch ID x 1-1/4 inch OD • 50 ft Length



# Medical Grade Tubing

## 66E – Flexelene® FLXE Series

TO ORDER TUBING, SIMPLY USE THE **PRODUCT NO.**

### Custom sizes available.



Flexelene® FLXE Series is a TPE available in a range of Shore A hardness blends from 66 to 95. 66E to 95E thermoplastic elastomer tubing is autoclavable, but temperature resistance decreases proportionally with lower Shore hardness.

Because extractables and leachables are very low, it is suitable for use in neonatal medical applications. The blend variables offered with Flexelene® E open a wide range of custom extrusion options.

- Non-animal derived
- Neonatal applications
- USP 661
- Ultra-low extractables / leachables
- PVC Free – No phthalate plasticizers or DEHP additives
- Latex & halogen free
- Meets ISO 10993-4, ISO 10993-5
- Low protein binding

**FLX66E.5-1.5** Flexelene 66E Tubing • 1/32 inch ID x 3/32 inch OD • 50 ft Length

**FLX66E1-2** Flexelene 66E Tubing • 1/16 inch ID x 1/8 inch OD • 50 ft Length

**FLX66E1.5-2.5** Flexelene 66E Tubing • 3/32 inch ID x 5/32 inch OD • 50 ft Length

**FLX66E2-3** Flexelene 66E Tubing • 1/8 inch ID x 3/16 inch OD • 50 ft Length

**FLX66E2-4** Flexelene 66E Tubing • 1/8 inch ID x 1/4 inch OD • 50 ft Length

**FLX66E3-4** Flexelene 66E Tubing • 3/16 inch ID x 1/4 inch OD • 50 ft Length

**FLX66E3-5** Flexelene 66E Tubing • 3/16 inch ID x 5/16 inch OD • 50 ft Length

**FLX66E4-6** Flexelene 66E Tubing • 1/4 inch ID x 3/8 inch OD • 50 ft Length

# Medical Grade Tubing

## 66E – Flexelene® FLXE Series (CONTINUED)



Custom sizes available.

**FLX66E5-7** Flexelene 66E Tubing • 5/16 inch ID x 7/16 inch OD • 50 ft Length

---

**FLX66E6-8** Flexelene 66E Tubing • 3/8 inch ID x 1/2 inch OD • 50 ft Length

---

**FLX66E8-12** Flexelene 66E Tubing • 1/2 inch ID x 3/4 inch OD • 50 ft Length

---

**FLX66E10-14** Flexelene 66E Tubing • 5/8 inch ID x 7/8 inch OD • 50 ft Length

---

**FLX66E12-14** Flexelene 66E Tubing • 3/4 inch ID x 7/8 inch OD • 50 ft Length

---

**FLX66E12-16** Flexelene 66E Tubing • 3/4 inch ID x 1 inch OD • 50 ft Length

---

**FLX66E16-20** Flexelene 66E Tubing • 1 inch ID x 1-1/4 inch OD • 50 ft Length



Shop All  
Tubing

# Medical Grade Tubing

## 75E – Flexelene® FLXE Series

TO ORDER TUBING, SIMPLY USE THE **PRODUCT NO.**

### Custom sizes available.



Flexelene® FLXE Series is a TPE available in a range of Shore A hardness blends from 66 to 95. 66E to 95E thermoplastic elastomer tubing is autoclavable, but temperature resistance decreases proportionally with lower Shore hardness.

Because extractables and leachables are very low, it is suitable for use in neonatal medical applications. The blend variables offered with Flexelene® E open a wide range of custom extrusion options.

- Non-animal derived
- Neonatal applications
- Ultra-low extractables / leachables
- PVC Free – No phthalate plasticizers or DEHP additives
- Latex & halogen free
- Meets ISO 10993-4, ISO 10993-5
- Low protein binding

**FLX75E.5-1.5** Flexelene 75E Tubing • 1/32 inch ID x 3/32 inch OD • 50 ft Length

**FLX75E1-2** Flexelene 75E Tubing • 1/16 inch ID x 1/8 inch OD • 50 ft Length

**FLX75E1.5-2.5** Flexelene 75E Tubing • 3/32 inch ID x 5/32 inch OD • 50 ft Length

**FLX75E170-4** Flexelene 75E Tubing • 11/64 inch ID x 1/4 inch OD • 50 ft Length

**FLX75E2-3** Flexelene 75E Tubing • 1/8 inch ID x 3/16 inch OD • 50 ft Length

**FLX75E2-4** Flexelene 75E Tubing • 1/8 inch ID x 1/4 inch OD • 50 ft Length

**FLX75E3-4** Flexelene 75E Tubing • 3/16 inch ID x 1/4 inch OD • 50 ft Length

**FLX75E3-5** Flexelene 75E Tubing • 3/16 inch ID x 5/16 inch OD • 50 ft Length

# Medical Grade Tubing

## 75E – Flexelene® FLXE Series (CONTINUED)



Custom sizes available.

**FLX75E4-6** Flexelene 75E Tubing • 1/4 inch ID x 3/8 inch OD • 50 ft Length

**FLX75E5-7** Flexelene 75E Tubing • 5/16 inch ID x 7/16 inch OD • 50 ft Length

**FLX75E6-8** Flexelene 75E Tubing • 3/8 inch ID x 1/2 inch OD • 50 ft Length

**FLX75E8-12** Flexelene 75E Tubing • 1/2 inch ID x 3/4 inch OD • 50 ft Length

**FLX75E10-14** Flexelene 75E Tubing • 5/8 inch ID x 7/8 inch OD • 50 ft Length

**FLX75E12-16** Flexelene 75E Tubing • 3/4 inch ID x 1 inch OD • 50 ft Length

**FLX75E16-20** Flexelene 75E Tubing • 1 inch ID x 1-1/4 inch OD • 50 ft Length



Shop All  
Tubing

# Medical Grade Tubing

## 84E – Flexelene® FLXE Series

TO ORDER TUBING, SIMPLY USE THE **PRODUCT NO.**

### Custom sizes available.



Flexelene® FLXE Series is a TPE available in a range of Shore A hardness blends from 66 to 95. 66E to 95E thermoplastic elastomer tubing is autoclavable, but temperature resistance decreases proportionally with lower Shore hardness.

Because extractables and leachables are very low, it is suitable for use in neonatal medical applications. The blend variables offered with Flexelene® E open a wide range of custom extrusion options.

- Non-animal derived
- Neonatal applications
- Ultra-low extractables / leachables
- PVC Free – No phthalate plasticizers or DEHP additives
- Latex & halogen free
- Meets ISO 10993-4, ISO 10993-5
- Low protein binding

**FLX84E.5-1.5** Flexelene 84E Tubing • 1/32 inch ID x 3/32 inch OD • 50 ft Length

**FLX84E1-2** Flexelene 84E Tubing • 1/16 inch ID x 1/8 inch OD • 50 ft Length

**FLX84E1.5-2.5** Flexelene 84E Tubing • 3/32 inch ID x 5/32 inch OD • 50 ft Length

**FLX84E2-3** Flexelene 84E Tubing • 1/8 inch ID x 3/16 inch OD • 50 ft Length

**FLX84E2-4** Flexelene 84E Tubing • 1/8 inch ID x 1/4 inch OD • 50 ft Length

**FLX84E3-4** Flexelene 84E Tubing • 3/16 inch ID x 1/4 inch OD • 50 ft Length

**FLX84E3-5** Flexelene 84E Tubing • 3/16 inch ID x 5/16 inch OD • 50 ft Length

**FLX84E4-6** Flexelene 84E Tubing • 1/4 inch ID x 3/8 inch OD • 50 ft Length

# Medical Grade Tubing

## 84E – Flexelene® FLXE Series (CONTINUED)



Custom sizes available.

**FLX84E4MM-6MM** Flexelene 84E Tubing • 4 mm ID x 6 mm OD • 50 ft Length

---

**FLX84E5-7** Flexelene 84E Tubing • 5/16 inch ID x 7/16 inch OD • 50 ft Length

---

**FLX84E6-8** Flexelene 84E Tubing • 3/8 inch ID x 1/2 inch OD • 50 ft Length

---

**FLX84E8-12** Flexelene 84E Tubing • 1/2 inch ID x 3/4 inch OD • 50 ft Length

---

**FLX84E10-14** Flexelene 84E Tubing • 5/8 inch ID x 7/8 inch OD • 50 ft Length

---

**FLX84E12-16** Flexelene 84E Tubing • 3/4 inch ID x 1 inch OD • 50 ft Length

---

**FLX84E16-20** Flexelene 84E Tubing • 1 inch ID x 1-1/4 inch OD • 50 ft Length



Shop All  
Tubing

# Medical Grade Tubing

## 95E – Flexelene® FLXE Series

TO ORDER TUBING, SIMPLY USE THE **PRODUCT NO.**

### Custom sizes available.



Flexelene® FLXE Series is a TPE available in a range of Shore A hardness blends from 66 to 95. 66E to 95E thermoplastic elastomer tubing is autoclavable, but temperature resistance decreases proportionally with lower Shore hardness.

Because extractables and leachables are very low, it is suitable for use in neonatal medical applications. The blend variables offered with Flexelene® E open a wide range of custom extrusion options.

- Non-animal derived
- Neonatal applications
- Ultra-low extractables / leachables
- PVC Free – No phthalate plasticizers or DEHP additives
- Latex & halogen free
- Meets ISO 10993-4, ISO 10993-5
- Low protein binding

**FLX95E.5-1.5** Flexelene 95E Tubing • 1/32 inch ID x 3/32 inch OD • 50 ft Length

**FLX95E1-2** Flexelene 95E Tubing • 1/16 inch ID x 1/8 inch OD • 50 ft Length

**FLX95E1.5-2.5** Flexelene 95E Tubing • 3/32 inch ID x 5/32 inch OD • 50 ft Length

**FLX95E2-3** Flexelene 95E Tubing • 1/8 inch ID x 3/16 inch OD • 50 ft Length

**FLX95E2-4** Flexelene 95E Tubing • 1/8 inch ID x 1/4 inch OD • 50 ft Length

**FLX95E3-4** Flexelene 95E Tubing • 3/16 inch ID x 1/4 inch OD • 50 ft Length

**FLX95E3-5** Flexelene 95E Tubing • 3/16 inch ID x 5/16 inch OD • 50 ft Length

**FLX95E4-6** Flexelene 95E Tubing • 1/4 inch ID x 3/8 inch OD • 50 ft Length



# Medical Grade Tubing

## 95E – Flexelene® FLXE Series (CONTINUED)



Custom sizes available.

**FLX95E4MM-6MM** Flexelene 95E Tubing • 4 mm ID x 6 mm OD • 50 ft Length

---

**FLX95E5-7** Flexelene 95E Tubing • 5/16 inch ID x 7/16 inch OD • 50 ft Length

---

**FLX95E6-8** Flexelene 95E Tubing • 3/8 inch ID x 1/2 inch OD • 50 ft Length

---

**FLX95E8-12** Flexelene 95E Tubing • 1/2 inch ID x 3/4 inch OD • 50 ft Length

---

**FLX95E10-14** Flexelene 95E Tubing • 5/8 inch ID x 7/8 inch OD • 50 ft Length

---

**FLX95E12-16** Flexelene 95E Tubing • 3/4 inch ID x 1 inch OD • 50 ft Length

---

**FLX95E16-20** Flexelene 95E Tubing • 1 inch ID x 1-1/4 inch OD • 50 ft Length



Shop All  
Tubing

# Pharma/Chemical Grade Tubing

## KFLEX Flexible Kynar Lined Tubing

TO ORDER TUBING, SIMPLY USE THE **PRODUCT NO.**

Custom sizes available.



- RoHS compliant
- Low extractables bioprocess tubing
- Pharmaceutical bioprocess medical
- PVC FREE – No DEHP additives
- USP 661, BPOG compliant leachables and extractables
- Low extractables / leachables liner component
- Kynar liner meets USP Class VI requirements
- More flexible than tubing extruded from 100% Kynar
- Non-animal derived Kynar liner
- Low gas and oxygen permeability

**KFlex.5-1.5** Flexible Kynar Lined Tubing • 1/32 inch ID x 3/32 inch OD • 50 ft Length

**KFlex1-2** Flexible Kynar Lined Tubing • 1/16 inch ID x 1/8 inch OD • 50 ft Length

**KFlex1.5-2.5** Flexible Kynar Lined Tubing • 3/32 inch ID x 5/32 inch OD • 50 ft Length

**KFlex170-4** Flexible Kynar Lined Tubing • 11/64 inch ID x 1/4 inch OD • 50 ft Length

**KFlex2-3** Flexible Kynar Lined Tubing • 1/8 inch ID x 3/16 inch OD • 50 ft Length

**KFlex2-4** Flexible Kynar Lined Tubing • 1/8 inch ID x 1/4 inch OD • 50 ft Length

**KFlex3-4** Flexible Kynar Lined Tubing • 3/16 inch ID x 1/4 inch OD • 50 ft Length

**KFlex3-5** Flexible Kynar Lined Tubing • 3/16 inch ID x 5/16 inch OD • 50 ft Length

# Pharma/Chemical Grade Tubing

## KFLEX Flexible Kynar Lined Tubing (CONTINUED)



**KFlex4-6** Flexible Kynar Lined Tubing • 1/4 inch ID x 3/8 inch OD • 50 ft Length

---

**KFlex5-7** Flexible Kynar Lined Tubing • 5/16 inch ID x 7/16 inch OD • 50 ft Length

---

**KFlex6-8** Flexible Kynar Lined Tubing • 3/8 inch ID x 1/2 inch OD • 50 ft Length

---

**KFlex6MM-8MM** Flexible Kynar Lined Tubing • 6 mm ID x 8 mm OD • 50 ft Length

---

**KFlex8-12** Flexible Kynar Lined Tubing • 1/2 inch ID x 3/4 inch OD • 50 ft Length

---

**KFlex10-14** Flexible Kynar Lined Tubing • 5/8 inch ID x 7/8 inch OD • 50 ft Length

---

**KFlex12-16** Flexible Kynar Lined Tubing • 3/4 inch ID x 1 inch OD • 50 ft Length



Shop All  
Tubing

# Pharmaceutical Grade Tubing

## EJ Prene® Series

TO ORDER TUBING, SIMPLY USE THE **PRODUCT NO.**

### Custom sizes available.



- Superior performance in peristaltic pumps
- Compatible with most CIP solutions and SIP
- Optimum performance and pressure capability
- Precise flow rate
- High chemical resistance
- Environmentally green and safe disposal
- USP 661, BPOG compliant ultra-low extractables and leachables
- Low gas and oxygen permeability
- Custom sizes, lengths, and branding
- 70 Shore A Hardness

**EJP.5-1.5** EJ Prene Tubing • 1/32 inch ID x 3/32 inch OD • 50 ft Length

**EJP1-2** EJ Prene Tubing • 1/16 inch ID x 1/8 inch OD • 50 ft Length

**EJP1.5-2.5** EJ Prene Tubing • 3/32 inch ID x 5/32 inch OD • 50 ft Length

**EJP2-3** EJ Prene Tubing • 1/8 inch ID x 3/16 inch OD • 50 ft Length

**EJP2-4** EJ Prene Tubing • 1/8 inch ID x 1/4 inch OD 50 ft Length

**EJP3-4** EJ Prene Tubing • 3/16 inch ID x 1/4 inch OD • 50 ft Length

**EJP3-5** EJ Prene Tubing • 3/16 inch ID x 5/16 inch OD • 50 ft Length

**EJP4-6** EJ Prene Tubing • 1/4 inch ID x 3/8 inch OD • 50 ft Length

**EJP4-8** EJ Prene Tubing • 1/4 inch ID x 1/2 inch OD • 50 ft Length

# Pharmaceutical Grade Tubing

## EJ Prene<sup>®</sup> Series (CONTINUED)



Custom sizes available.

**EJP5-7** EJ Prene Tubing • 5/16 inch ID x 7/16 inch OD • 50 ft Length

**EJP6-8** EJ Prene Tubing • 3/8 inch ID x 1/2 inch OD • 50 ft Length

**EJP6-10** EJ Prene Tubing • 3/8 inch ID x 5/8 inch OD • 50 ft Length

**EJP8-10** EJ Prene Tubing • 1/2 inch ID x 5/8 inch OD • 50 ft Length

**EJP8-12** EJ Prene Tubing • 1/2 inch ID x 3/4 inch OD • 50 ft Length

**EJP10-14** EJ Prene Tubing • 5/8 inch ID x 7/8 inch OD • 50 ft Length

**EJP12-16** EJ Prene Tubing 3/4 inch ID x 1 inch OD • 50 ft Length

**EJP16-20** EJ Prene Tubing • 1 inch ID x 1-1/4 inch OD • 50 ft Length



Shop All  
Tubing

# Medical to General Purpose/Industrial Tubing


## Flexelene® FX Series

### HOW TO BUILD YOUR FLEXELENE FX SERIES SKU

PRODUCT NO. [MATERIAL COLOR CODE] → FX1-2B



Compression Tubing Color Guide



- RoHS Compliant
- Class VI, ISO 10993-4, ISO 10993-5
- Non-animal derived
- UV stable
- Suitable for use with deionized water
- PVC free – No phthalate plasticizers or DEHP additives
- Ultra-low extractables / leachables
- Low gas and oxygen permeability
- Non-cytotoxic – Nonhemolytic
- USP661
- Gamma stable

Custom sizes available.

#### **FX.5-1** Flexelene FX Series Tubing • 1/32 inch ID x 1/16 inch OD • 100 ft Length

N

#### **FX1-2** Flexelene FX Series Tubing • 1/16 inch ID x 1/8 inch OD • 100 ft Length

B • G • N • O • R • V • W • X • Y

#### **FX1.5-2.5** Flexelene FX Series Tubing • 3/32 inch ID x 5/32 inch OD • 100 ft Length

B • G • N • O • R • V • W • X • Y

#### **FX170-4** Flexelene FX Series Tubing • 11/65 inch ID x 1/4 inch OD • 100 ft Length

N

# Medical to General Purpose/Industrial Tubing

## Flexelene® FX Series (CONTINUED)

### **FX2-3** Flexelene FX Series Tubing • 1/8 inch ID x 3/16 inch OD • 100 ft Length

B · G · N · O · R · V · W · X · Y

---

### **FX2-4** Flexelene FX Series Tubing • 1/8 inch ID x 1/4 inch OD • 100 ft Length

B · G · N · O · R · V · W · X · Y

---

### **FX3-4** Flexelene FX Series Tubing • 3/16 inch ID x 1/4 inch OD • 100 ft Length

B · G · N · O · R · V · W · X · Y

---

### **FX3-5** Flexelene FX Series Tubing • 3/16 inch ID x 5/16 inch OD • 100 ft Length

B · B-LOOP · G · G-LOOP · N · N-LOOP · O · R · R-LOOP · V · V-LOOP · W · X · Y

---

### **FX4-6** Flexelene FX Series Tubing • 1/4 inch ID x 3/8 inch OD • 100 ft Length

B · BR · G · LB · N · O · P · R · V · W · X · Y

---

### **FX4-8** Flexelene FX Series Tubing • 1/4 inch ID x 1/2 inch OD • 100 ft Length

N

---

### **FX5-7** Flexelene FX Series Tubing • 5/16 inch ID x 7/16 inch OD • 100 ft Length

B · G · N · O · R · V · W · X · Y

---

### **FX6-8** Flexelene FX Series Tubing • 3/8 inch ID x 1/2 inch OD • 100 ft Length

B · G · N · O · R · V · W · X · Y

---

### **FX6-10** Flexelene FX Series Tubing • 3/8 inch ID x 5/8 inch OD • 100 ft Length

N


---

### **FX8-10** Flexelene FX Series Tubing • 1/2 inch ID x 5/8 inch OD • 100 ft Length

B · G · N · O · R · V · W · X · Y

# Medical to General Purpose/Industrial Tubing

## Flexelene® FX Series (CONTINUED)



Custom sizes available.

**FX8-12** Flexelene FX Series Tubing • 1/2 inch ID x 3/4 inch OD • 100 ft Length

B · G · N · O · R · V · W · X · Y

**FX10-14** Flexelene FX Series Tubing • 5/8 inch ID x 7/8 inch OD • 100 ft Length

B · G · N · O · R · V · W · X · Y

**FX12-16** Flexelene FX Series Tubing • 3/4 inch ID x 1 inch OD • 100 ft Length

B · G · N · O · R · V · W · X · Y

**FX16-20** Flexelene FX Series Tubing • 1 inch ID x 1-1/4 inch OD • 100 ft Length

B · G · N · O · R · V · W · X · Y



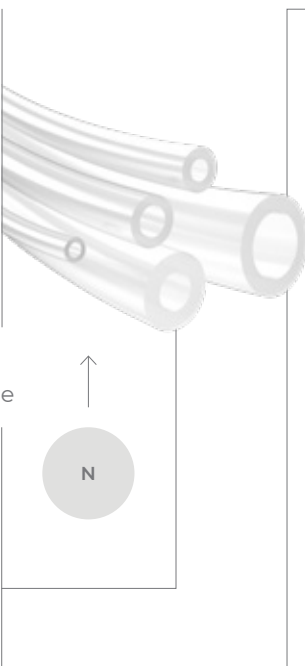

Shop All  
Tubing



# General Purpose/Industrial Tubing

## Compression Flexelene® CFX Series

### HOW TO BUILD YOUR COMPRESSION FLEXELENE CFX SERIES SKU



Compression Flexelene is manufactured to fit compression fittings where OD is the critical dimension.

**For Compression Fitting Use**

- RoHS compliant
- Non-animal derived
- UV stable
- Suitable for use with deionized water
- PVC free – no phthalate plasticizers or DEHP additives
- Low extractables/leachables
- Low gas and oxygen permeability
- POE material
- USP 661 compliant

**CFX1-2** Compression Flexelene Tubing • 1/16 inch ID x 1/8 inch OD • 100 ft Length

N

**CFX2.5MM-4MM** Compression Flexelene Tubing • 2.5 mm ID x 4 mm OD • 100 ft Length

G·O·R·V·Y

**CFX2-4** Compression Flexelene Tubing • 1/8 inch ID x 1/4 inch OD • 100 ft Length

B·G·N·O·R·V·W·X·Y

**CFX170-4** Compression Flexelene Tubing • 11/65 inch ID x 1/4 inch OD • 100 ft Length


B·G·N·O·R·V·W·X·Y

**CFX3-4** Compression Flexelene Tubing • 3/16 inch ID x 1/4 inch OD • 100 ft Length

B·G·N·O·R·V·W·X·Y

# General Purpose/Industrial Tubing

## Compression Flexelene® CFX Series (CONTINUED)



Custom sizes available.

**CFX3-5** Compression Flexelene Tubing • 3/16 inch ID x 5/16 inch OD • 100 ft Length

B · G · N · O · R · V · W · X · Y

**CFX4-6** Compression Flexelene Tubing • 1/4 inch ID x 3/8 inch OD • 100 ft Length

B · G · N · O · R · V · W · X · Y

**CFX4MM-6MM** Compression Flexelene Tubing • 4 mm ID x 6 mm OD • 100 ft Length

B · G · O · R · V · Y

**CFX5-7** Compression Flexelene Tubing • 5/16 inch ID x 7/16 inch OD • 100 ft Length

B · G · N · O · R · V · W · X · Y

**CFX6-10** Compression Flexelene Tubing • 3/8 inch ID x 5/8 inch OD • 100 ft Length

N

**CFX6-8** Compression Flexelene Tubing • 3/8 inch ID x 1/2 inch OD • 100 ft Length

B · G · N · O · R · V · W · X · Y

**CFX8-10** Compression Flexelene Tubing • 1/2 inch ID x 5/8 inch OD • 100 ft Length

N · X

# Polyurethane Tubing

HOW TO BUILD YOUR POLYURETHANE TUBING SKU

PRODUCT NO. [MATERIAL COLOR CODE]



TPU1-2B



Polyurethane material is a material for rugged applications where clarity and resilience are required. Shore A Hardness is pliable 85A.

Compression Tubing Color Guide



Custom sizes available.

**TPU1-2** Polyurethane Tubing • 1/16 inch ID x 1/8 inch OD • 100 ft Length

B · L · N · O · R · V · Y

**TPU2-3** Polyurethane Tubing • 1/8 inch ID x 3/16 inch OD • 100 ft Length

B · L · N · O · R · V · Y

**TPU2-4** Polyurethane Tubing • 1/8 inch ID x 1/4 inch OD • 100 ft Length

B · L · N · O · R · V · Y

**TPU3-5** Polyurethane Tubing • 3/16 inch ID x 5/16 inch OD • 100 ft Length

B · L · N · O · R · V · Y

**TPU4-6** Polyurethane Tubing • 1/4 inch ID x 3/8 inch OD • 100 ft Length

B · L · N · O · R · V · Y

# Polyurethane Tubing (CONTINUED)



Custom sizes available.

**TPU5-7** Polyurethane Tubing • 5/16 inch ID x 7/16 inch OD • 100 ft Length

B•L•N•O•R•V•Y

**TPU6-8** Polyurethane Tubing • 3/8 inch ID x 1/2 inch OD • 100 ft Length

B•L•N•O•R•V•Y

**TPU8-12** Polyurethane Tubing • 1/2 inch ID x 3/4 inch OD • 100 ft Length

B•L•N•O•R•V•Y

**TPU10-14** Polyurethane Tubing • 5/8 inch ID x 7/8 inch OD • 100 ft Length

B•L•N•O•R•V•Y

**TPU12-16** Polyurethane Tubing • 3/4 inch ID x 1 inch OD • 100 ft Length

B•L•N•O•R•V•Y

**TPU16-20** Polyurethane Tubing • 1 inch ID x 1-1/4 inch OD • 100 ft Length

B•L•N•O•R•V•Y



Shop All  
Tubing

ADAPTERS | BARB FITTINGS | PANEL MOUNT FITTINGS | CAPS | PLUGS  
SANITARY FLANGE FITTINGS | PORT PLATE / BAG PORT FITTINGS  
MICRO-CONNECT BARB OPEN & VALVED FLOW FITTINGS  
MICRO-CONNECT PANEL MOUNT OPEN & VALVED FLOW FITTINGS

SeriesLock®  
CHANGING THE WAY YOU CONNECT





Learn more about SeriesLock®

# SeriesLock®

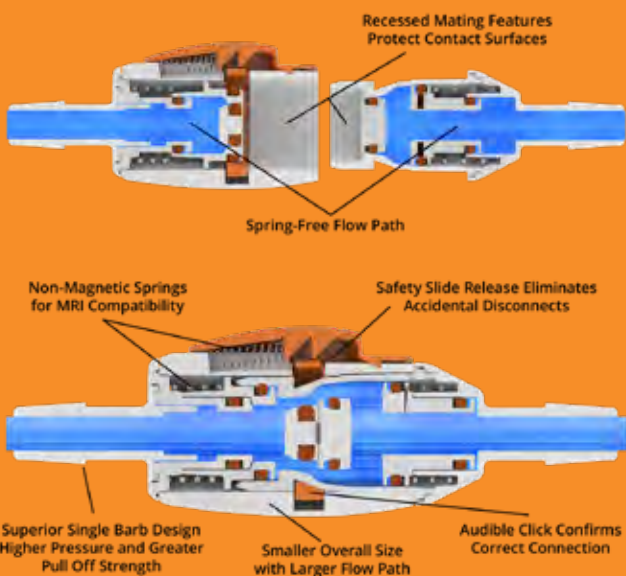
## CHANGING THE WAY YOU CONNECT.

The unique Spring-Free Flow Path® quick disconnect coupler allows a larger volume of fluid to pass through at lower line pressures, optimizing the flow, reducing restriction, turbulence, foaming, and bubbles.

Four body sizes are available to accommodate the application of 1/16" ID to 1" ID Tubing. Connection options: Barb, Panel Mount, Sanitary Flange, Port Plate/Bag Port, NPT Thread, and Micro-Connect.

## ADVANTAGES INCLUDE:

- Spring-Free Flow Path™
- Male valved assemblies with vented spring chamber eliminate fluid cross-over
- Valved and open flow options
- No-spill disconnect
- Aseptic
- Superior single barb design
- Smaller size than comparable couplers
- USP Class VI/ISO10993 compliant materials
- Audible click confirms correct connection
- Safety slide release minimizes accidental disconnects
- Can be sterilized
- PP (radiation, EtO)
- PVDF (autoclave, radiation, etc)
- Non-magnetic spring options available



## CONNECTIONS:

Tubing Size:

- 1/16"
- 1/8"
- 3/16"
- 1/4"
- 5/16"
- 3/8"
- 1/2"
- 5/8"
- 3/4"
- 1"

## PRESSURE:

Vacuum to 90psi, 6.2 bar

## TEMPERATURE:

Continuous:

- PP: 32°F – 160°F (0°C – 71°C)
- PVDF: 32°F – 250°F (0°C – 121°C)
- PS: -40°F – 282°F (-40°C – 139°C)
- GFBN: 32°F – 450°F (0°C – 232°C)

## SPILLAGE:

At Rated Pressures

- Small Housing (1/8" – 3/16" Tubing) <0.05cc per disconnect
- Medium Housing (1/4" – 3/8" Tubing) <0.05cc per disconnect
- Large Housing (1/2" – 3/4" Tubing) <0.1cc per disconnect

The SeriesLock® spring free and quick disconnect has features covered by the following US Patents and Patent Applications.

US10,173,046 · US10,293,150 · US10,350,401  
US10,583,281 · US11,027,111 · US2018/0304066  
US2019/0269901 · US2020/0206491  
US2021/0290927

The Port Plate product is covered by US16/917,535. Patent pending.

Patents: <https://SeriesLock.com/Patents>

# Housing Materials

## Acetal (AC)



Opaque white in color with high stiffness, toughness and high wear resistance due to naturally high lubricity. Excellent long-term dimensional stability with high creep and fatigue resistance. Resistance to alcohols, esters, ketones, and aliphatic/aromatic hydrocarbons. Medical grade material with USP Class VI and ISO 10993-5 (cytotoxicity) ratings. Compliant to FDA 21 CFR 177.2470, Regulation No. 10/2011, REACH EC 1907/2006, Europe Decision 2001/2/EC:TSE, BSE – No Animal Origin and Phthalate/Latex/BPA free.

## Glass-Filled Black Nylon (GFBN)



Gloss black in color with extremely high stiffness, impact resistance and wear resistance. Material can handle high stress loading at elevated temperatures and lower strains. Resistance to fuels, lubricants and many chemicals but may be vulnerable to attack by phenols, strong acids and oxidizing agents. Compliant to PROP65, REACH 191, EU Directive 2011/65/ EC Restriction of Hazardous Substances (RoHS), EU Directive 2003/11/EC, and EU Directive 2015/863-ROHS.

## Polypropylene (PP)



Translucent in color produced without animal derived components. Material can be sterilized with radiation, ETO, and autoclave(1) methods. Excellent single use / limited reuse material for economy and Medical grade material with USP Class VI, USP 85, USP 88, USP 661 ratings and ISO 10993-5 (cytotoxicity) ratings. Compliant to FDA 21 CFR 177.1520(a) and (c). Europe Decision 2001/2/EC:TSE, BSE – No Animal Origin and Phthalate/Latex/BPA free.

## Polysulfone (PS)



Tough, rigid, high strength material suitable for continuous use at 300°F. Withstands oxidation, hydrolysis, prolonged high temperature exposure and repeated sterilization. Resistance to mineral acids, alkali and salt solutions, detergents and hydrocarbon oils. May be attacked by ketones, chlorinated hydrocarbons and aromatic hydrocarbons. Europe Decision 2001/2/ EC:TSE, BSE – No Animal Origin and Phthalate/Latex/BPA free. Compliant to FDA 21 CFR 177.1655 and approved by the NSF.

## Polyvinylidene Fluoride (PVDF) / Kynar



Outstanding chemical and UV resistance at both ambient and elevated temperatures. Material with high barrier properties, high purity and good mechanical and thermal properties. Abrasion, impact, flame and corrosion and chemical resistance. Europe Decision 2001/2/ EC:TSE, BSE – No Animal Origin and Phthalate/Latex/BPA free. USP Class VI, and various FDA and USDA certifications.

# Button Color

## Orange button is standard.

Natural, Red and Blue are special order only.

## O-Ring Selection



### Buna-N - Standard

Buna-N (also known as nitrile or NBR O-rings) are the most widely used o-ring material and offer excellent sealing and mechanical properties, excellent resistance to oils, solvents, gasoline, and petroleum-based fluids.

Temperature range: -20° to 225°F (-28° to 107°C)

SAE AS568, SAE J200, ASTM D2000



### EPDM - Option

Ethylene-propylene-diene rubber (also known as EPR) is resistant to extreme cold, steam, hot water, sunlight and UV, dilute acids, ketones, alkalis. Not for use with solvents, aromatic hydrocarbons.

Temperature range: -40° to 212°F (-40° to 100°C)

SAE AS568, ASTM D2000



### Silicone - Option Non Lubricated Silicone - Option\*

Silicone is resistant to extreme temperatures, outstanding flexural and fatigue life, and low compression set. Resistance to fungal growth, UV and ozone exposure, and weathering. Not for use with fuels, silicone and petroleum-based oils, and acids.

\*Autoclave sterilization with the use of non-lube silicone o-rings and Polypropylene materials is not recommended.

Temperature range: -40°F to +400°F (-40°C to +204°C)

SAE AS568, SAE J200



### Viton - Option

Viton exhibits excellent resistance to high temperature and low compression set, F grade.

Temperature range: 0°F to +400° (-17°C to +204°C).

SAE AS568, SAE J200, ASTM D2000

## Spring Selection



### 302 Stainless Steel - Standard

ASTM A313




### Non-Magnetic - Option

ASTM F1058, ASTM B139



# Adapter - NPT Thread Fittings

## HOW TO BUILD YOUR SKU (Material Codes Key on page 186)



**[SERIES TYPE]**

NPT -  
1/8"  
1/4"  
3/8"  
1/2"

**[BODY TYPE]**

M - MALE  
F - FEMALE

**[FLOW TYPE]**

O - OPEN FLOW  
V - VALVE FLOW

**[MATERIAL]**

A - ACETAL  
K - KYNAR  
P - POLYPROPYLENE  
S - POLYSULFONE  
N - GF BLACK NYLON

**[BUTTON COLOR]**

(female only)  
O - ORANGE  
W - WHITE  
R - RED  
B - BLUE

**[O-RING TYPE]**

B - BUNA-N  
E - EPDM  
S - SILICONE  
V - VITON  
NL - NON-LUBE SILICONE

**[SPRING TYPE]**

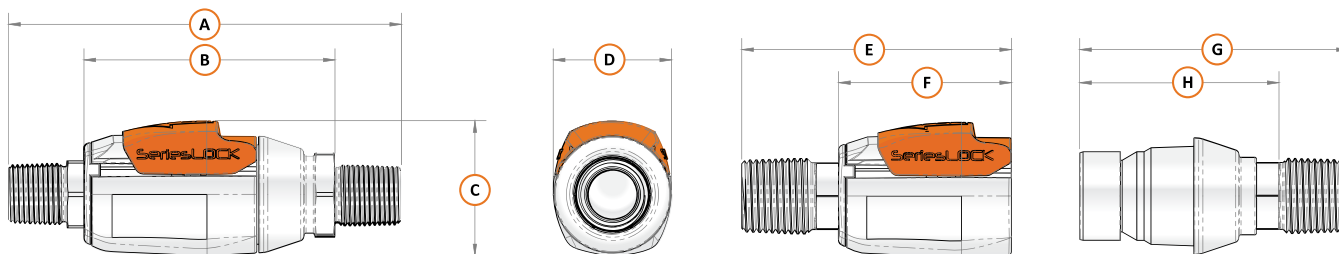
S - 302 SST  
E - NON-METALLIC

**[BARB SIZE]**

2 - 1/8"  
3 - 3/16"  
4 - 1/4"  
5 - 5/16"  
6 - 3/8"  
8 - 1/2"  
10 - 5/8"  
12 - 3/4"

**[PACKAGE QTY]**


01 - SINGLE UNIT  
10 - 10 PK



### NPT ADAPTER FITTINGS (DIMENSION IN INCHES)

Equivalent Tubing Size	NPT Adapter	A	B	C	D	E	F	G	H
1/8"	NPT 1/8"	3.04	1.96	0.90	0.84	2.09	1.44	1.90	1.46
3/16"	NPT 1/8"	3.04	1.96	0.90	0.84	2.09	1.44	1.90	1.46
1/4"	NPT 1/4"	3.62	2.13	1.12	0.99	2.41	1.57	2.23	1.58
5/16"	NPT 1/4"	3.62	2.13	1.12	0.99	2.41	1.57	2.23	1.58
3/8"	NPT 1/4"	3.62	2.13	1.12	0.99	2.41	1.57	2.23	1.58
1/4"	NPT 3/8"	3.62	2.13	1.12	0.99	2.42	1.57	2.23	1.58
5/16"	NPT 3/8"	3.62	2.13	1.12	0.99	2.42	1.57	2.23	1.58
3/8"	NPT 3/8"	3.62	2.13	1.12	0.99	2.42	1.57	2.23	1.58
1/2"	NPT 1/2"	4.63	2.80	1.50	1.32	3.02	1.93	3.00	2.22
5/8"	NPT 1/2"	4.63	2.80	1.50	1.32	3.02	1.93	3.00	2.22
3/4"	NPT 1/2"	4.63	2.80	1.50	1.32	3.02	1.93	3.00	2.22

# Adapter - NPT Thread Fittings (CONTINUED)



VALVED ASSEMBLY WEIGHTS (GR)						
Equivalent Tubing Size	Female Assembly			Male Assembly		
	PP	PVDF	GFBN	PP	PVDF	GFBN
1/8"	8	13	12	4	7	6
3/16"	8	13	12	4	7	6
1/4"	11	19	17	6	9	9
5/16"	11	19	17	6	9	9
3/8"	11	19	17	6	9	9
1/2"	27	45	41	15	27	23
5/8"	27	45	41	15	27	23
3/4"	27	45	41	15	27	23

VALVED ASSEMBLY WEIGHTS (GR)						
Equivalent Tubing Size	Female Assembly			Male Assembly		
	PP	PVDF	GFBN	PP	PVDF	GFBN
1/8"	8	13	12	2	4	3
3/16"	8	13	12	2	4	3
1/4"	10	18	16	3	6	4
5/16"	10	18	16	3	6	4
3/8"	10	18	16	3	6	4
1/2"	24	42	37	9	18	14
5/8"	24	42	37	9	18	14
3/4"	24	42	37	9	18	14

# Barb Fittings

## HOW TO BUILD YOUR SKU (Material Codes Key on page 186)



**[SERIES TYPE]**

B - BARB

**[BODY TYPE]**

M - MALE

F - FEMALE

**[FLOW TYPE]**

O - OPEN FLOW

V - VALVE FLOW

**[MATERIAL]**

A - ACETAL

K - KYNAR

P - POLYPROPYLENE

S - POLYSULFONE

N - GF BLACK NYLON

**[BUTTON COLOR]**

(female only)

O - ORANGE

W - WHITE

R - RED

B - BLUE

**[O-RING TYPE]**

B - BUNA-N

E - EPDM

S - SILICONE

V - VITON

NL - NON-LUBE SILICONE

**[SPRING TYPE]**

S - 302 SST

E - NON-METALLIC

**[BARB SIZE]**

2 - 1/8"

3 - 3/16"

4 - 1/4"

5 - 5/16"

6 - 3/8"

8 - 1/2"

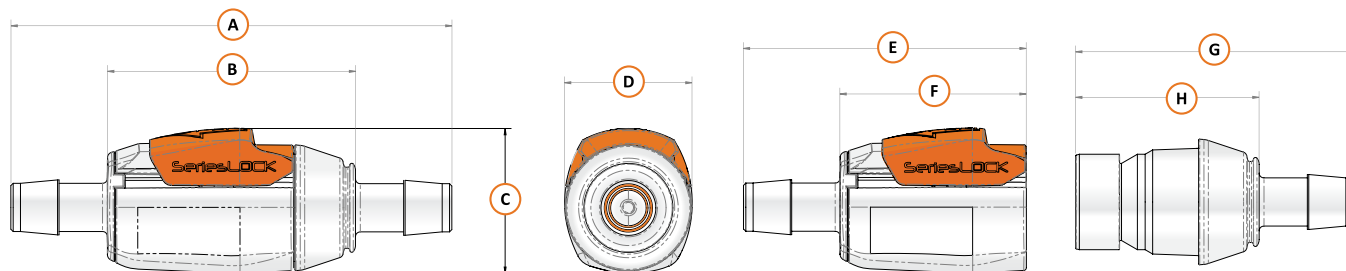
10 - 5/8"

12 - 3/4"

**[PACKAGE QTY]**

01 - SINGLE UNIT


10 - 10 PK



### BARB FITTINGS (DIMENSION IN INCHES)

Tubing Size	A	B	C	D	E	F	G	H
1/8"	2.60	1.80	0.90	0.84	1.85	1.44	1.70	1.30
3/16"	3.00	1.80	0.90	0.84	2.05	1.44	1.90	1.30
1/4"	3.46	1.98	1.12	0.99	2.30	1.56	2.29	1.45
3/8"	3.66	1.98	1.12	0.99	2.40	1.56	2.29	1.45
1/2"	4.58	2.57	1.50	1.32	2.93	1.93	2.90	1.90
3/4"	4.97	2.57	1.50	1.32	3.13	1.93	3.10	1.90
1"	5.78	2.98	1.82	1.58	3.64	2.23	3.60	2.20

# Barb Fittings (CONTINUED)



## VALVED ASSEMBLY WEIGHTS (GR)

Tubing Size	Female Assembly			Male Assembly		
	PP	PVDF	GFBN	PP	PVDF	GFBN
1/8"	7	12	11	4	6	6
3/16"	8	13	12	4	7	6
1/4"	11	18	17	6	9	9
3/8"	11	19	17	6	9	9
1/2"	25	42	38	15	25	22
3/4"	27	45	41	15	27	23
1"	40	71	-	23	46	-

## OPEN ASSEMBLY WEIGHTS (GR)

Tubing Size	Female Assembly			Male Assembly		
	PP	PVDF	GFBN	PP	PVDF	GFBN
1/8"	7	12	11	2	4	3
3/16"	8	13	12	2	4	3
1/4"	10	17	15	3	5	4
3/8"	10	18	16	3	6	4
1/2"	22	39	34	9	18	14
3/4"	24	42	37	9	18	14
1"	38	69	-	21	44	14



Learn more about SeriesLock®

# Panel Mount Male Fittings

## HOW TO BUILD YOUR SKU (Material Codes Key on page 186)



**[SERIES TYPE]**

PM - PANEL MOUNT

**[BODY TYPE]**

M - MALE  
F - FEMALE

**[FLOW TYPE]**

O - OPEN FLOW  
V - VALVE FLOW

**[MATERIAL]**

A - ACETAL  
K - KYNAR  
P - POLYPROPYLENE  
S - POLYSULFONE  
N - GF BLACK NYLON

**[BUTTON COLOR]**

(female only)  
O - ORANGE  
W - WHITE  
R - RED  
B - BLUE

**[O-RING TYPE]**

B - BUNA-N  
E - EPDM  
S - SILICONE  
V - VITON  
NL - NON-LUBE SILICONE

**[SPRING TYPE]**

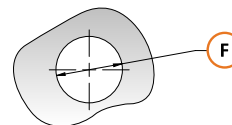
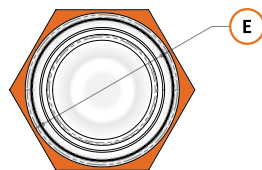
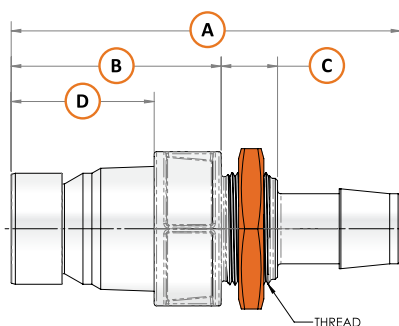
S - 302 SST  
E - NON-METALLIC

**[BARB SIZE]**

2 - 1/8"  
3 - 3/16"  
4 - 1/4"  
5 - 5/16"  
6 - 3/8"  
8 - 1/2"  
10 - 5/8"  
12 - 3/4"

**[PACKAGE QTY]**

01 - SINGLE UNIT  
10 - 10 PK



Panel Mount Hole Dimensions

### PANEL MOUNT FITTINGS (DIMENSION IN INCHES)

Tubing Size	A	B	C	D	E	F
1/8"	2.04	1.14	0.5	0.97	0.87	0.695
3/16"	2.24	1.14	0.5	0.97	0.87	0.695
1/4"	2.68	1.45	0.5	1.05	1	0.695
5/16"	2.73	1.45	0.5	1.05	1	0.695
3/8"	2.78	1.45	0.5	1.05	1	0.695
1/2"	3.38	1.87	0.5	1.27	1.37	1
5/8"	3.48	1.87	0.5	1.27	1.37	1
3/4"	3.58	1.87	0.5	1.27	1.37	1
1"	3.65	1.54	0.7	1.47	2.13	1.760

# Panel Mount Male Fittings (CONTINUED)



**OPEN AND VALVED ASSEMBLIES WEIGHTS (GR)**

Tubing Size	Valved Assembly			Open Assembly		
	PP	PVDF	GFBN	PP	PVDF	GFBN
1/8"	6	8	7	4	7	6
3/16"	6	8	7	4	7	6
1/4"	9	13	12	6	12	11
5/16"	9	13	12	6	12	11
3/8"	10	14	13	6	12	11
1/2"	20	24	22	14	20	16
5/8"	20	24	22	14	20	16
3/4"	21	25	23	15	21	17
1"	31	60	-	25	56	-



Learn more about SeriesLock®

# 3/4" Mini Sanitary Flange Fittings

## HOW TO BUILD YOUR SKU (Material Codes Key on page 186)



**[SERIES TYPE]**

SF12 -  
SANITARY FLANGE 3/4"

**[BODY TYPE]**

M - MALE  
F - FEMALE

**[FLOW TYPE]**

O - OPEN FLOW  
V - VALVE FLOW

**[MATERIAL]**

A - ACETAL  
K - KYNAR  
P - POLYPROPYLENE  
S - POLYSULFONE  
N - GF BLACK NYLON

**[BUTTON COLOR]**

(female only)  
O - ORANGE  
W - WHITE  
R - RED  
B - BLUE

**[O-RING TYPE]**

B - BUNA-N  
E - EPDM  
S - SILICONE  
V - VITON  
NL - NON-LUBE SILICONE

**[SPRING TYPE]**

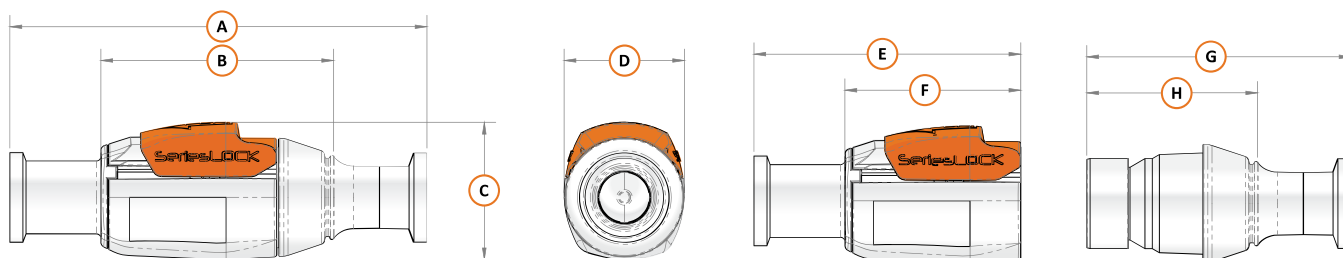
S - 302 SST  
E - NON-METALLIC

**[BARB SIZE]**

2 - 1/8"  
3 - 3/16"  
4 - 1/4"  
5 - 5/16"  
6 - 3/8"  
8 - 1/2"  
10 - 5/8"  
12 - 3/4"

**[PACKAGE QTY]**


01 - SINGLE UNIT  
10 - 10 PK



### 3/4" MINI SANITARY FITTINGS SF12 (DIMENSION IN INCHES)

Equivalent Tubing Size	A	B	C	D	E	F	G	H
1/8"							2.11	1.33
3/16"							2.11	1.33
1/4"	3.9	1.92	1.12	0.99	2.57	1.57	2.37	1.43
5/16"	3.9	1.92	1.12	0.99	2.57	1.57	2.37	1.43
3/8"	3.9	1.92	1.12	0.99	2.57	1.57	2.37	1.43
1/2"	4.58	2.58	1.5	1.32	2.93	1.93	2.9	1.88
5/8"	4.58	2.58	1.5	1.32	2.93	1.93	2.9	1.88
3/4"	4.58	2.58	1.5	1.32	2.93	1.93	2.9	1.88

# 3/4" Mini Sanitary Flange Fittings (CONTINUED)



VALVED ASSEMBLY WEIGHTS (GR)						
Tubing Size	Female Valved Assembly			Male Valved Assembly		
	PP	PVDF	GFBN	PP	PVDF	GFBN
1/8"				6	8	7
3/16"				6	8	7
1/4"	11	18	17	9	12	12
5/16"	11	18	17	9	12	12
3/8"	11	19	17	10	14	13
1/2"	25	42	38	20	24	22
5/8"	25	42	38	20	24	22
3/4"	27	45	38	20	24	22

OPEN ASSEMBLY WEIGHTS (GR)						
Tubing Size	Female Open Assembly			Male Open Assembly		
	PP	PVDF	GFBN	PP	PVDF	GFBN
1/8"				4	7	6
3/16"				4	7	6
1/4"	10	17	15	6	12	11
5/16"	10	17	15	6	12	11
3/8"	10	18	16	6	12	11
1/2"	22	39	34	14	20	16
5/8"	22	39	34	14	20	16
3/4"	24	39	34	14	20	16



# 1-1/2" Sanitary Flange Fittings

## HOW TO BUILD YOUR SKU (Material Codes Key on page 186)



**[SERIES TYPE]**

SF24 -  
SANITARY FLANGE 1-1/2"

**[BODY TYPE]**

M - MALE  
F - FEMALE

**[FLOW TYPE]**

O - OPEN FLOW  
V - VALVE FLOW

**[MATERIAL]**

A - ACETAL  
K - KYNAR  
P - POLYPROPYLENE  
S - POLYSULFONE  
N - GF BLACK NYLON

**[BUTTON COLOR]**

(female only)  
O - ORANGE  
W - WHITE  
R - RED  
B - BLUE

**[O-RING TYPE]**

B - BUNA-N  
E - EPDM  
S - SILICONE  
V - VITON  
NL - NON-LUBE SILICONE

**[SPRING TYPE]**

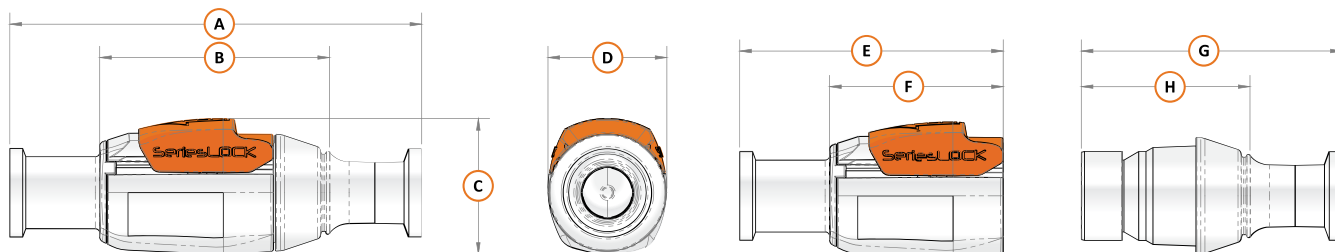
S - 302 SST  
E - NON-METALLIC

**[BARB SIZE]**

2 - 1/8"  
3 - 3/16"  
4 - 1/4"  
5 - 5/16"  
6 - 3/8"  
8 - 1/2"  
10 - 5/8"  
12 - 3/4"

**[PACKAGE QTY]**


01 - SINGLE UNIT  
10 - 10 PK



### 1-1/2" SANITARY FITTINGS SF24 (DIMENSION IN INCHES)

Equivalent Tubing Size	A	B	C	D	E	F	G	H
1/2"	4.58	2.56	1.5	1.32	2.93	1.93	2.9	1.88
5/8"	4.58	2.56	1.5	1.32	2.93	1.93	2.9	1.88
3/4"	4.58	2.56	1.5	1.32	2.93	1.93	2.9	1.88

# 1-1/2" Sanitary Flange Fittings (CONTINUED)



VALVED ASSEMBLY WEIGHTS (GR)						
Tubing Size	Female Valved Assembly			Male Valved Assembly		
	PP	PVDF	GFBN	PP	PVDF	GFBN
1/2"	31	53	48	26	32	29
5/8"	31	53	48	26	32	29
3/4"	31	53	48	26	32	29

OPEN ASSEMBLY WEIGHTS (GR)						
Tubing Size	Female Open Assembly			Male Open Assembly		
	PP	PVDF	GFBN	PP	PVDF	GFBN
1/2"	28	50	44	20	29	23
5/8"	28	50	44	20	29	23
3/4"	28	50	44	20	29	23



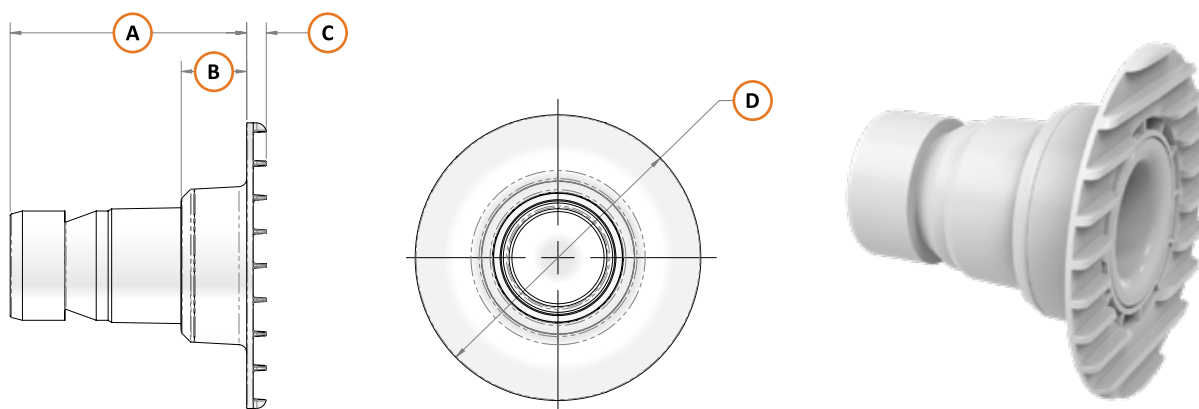
Learn more about SeriesLock®

# Port Plate / Bag Port Fittings

## HOW TO BUILD YOUR SKU (Material Codes Key on page 186)



<b>[SERIES TYPE]</b> PP - PORT PLATE	<b>[BODY TYPE]</b> M - MALE F - FEMALE  <b>[FLOW TYPE]</b> O - OPEN FLOW V - VALVE FLOW	<b>[MATERIAL]</b> A - ACETAL K - KYNAR P - POLYPROPYLENE S - POLYSULFONE N - GF BLACK NYLON  <b>[MATERIAL (PLATE)]</b> E - 8402 P - POLYPROPYLENE	<b>[O-RING TYPE]</b> B - BUNA-N E - EPDM S - SILICONE V - VITON NL - NON-LUBE SILICONE  <b>[SPRING TYPE]</b> S - 302 SST E - NON-METALLIC	<b>[BARB SIZE]</b> 2 - 1/8" 3 - 3/16" 4 - 1/4" 5 - 5/16" 6 - 3/8" 8 - 1/2" 10 - 5/8" 12 - 3/4"	<b>[PACKAGE QTY]</b> 01 - SINGLE UNIT 10 - 10 PK
---	---	--	--	--	--



PORT PLATE / BAG PORT FITTINGS										
Tubing Size	A	B	C	D	Valved Assembly (gr)			Open Assembly (gr)		
					PP	PVDF	GFBN	PP	PVDF	GFBN
1/8"	1.32	0.36	0.12	1.75	9	13		6	12	
3/16"	1.32	0.36	0.12	1.75	9	13		6	12	
1/4"	1.45	0.4	0.12	1.75	10	14		6	12	
5/16"	1.45	0.4	0.12	1.75	10	14		6	12	
3/8"	1.45	0.4	0.12	1.75	10	14		6	12	
1/2"	1.84	0.56	0.12	2.25	21	25		15	21	
5/8"	1.84	0.56	0.12	2.25	21	25		15	21	
3/4"	1.84	0.56	0.12	2.25	21	25		15	21	

# Micro-Connect Barb (MBO)

## Open Flow Fittings

HOW TO BUILD YOUR SKU (Material Codes Key on page 186)



**[SERIES TYPE]**

OPEN ONLY  
MBO - MICRO BARB

**[BODY TYPE]**

M - MALE  
F - FEMALE

**[FLOW TYPE]**

O - OPEN FLOW  
V - VALVE FLOW

**[MATERIAL]**

A - ACETAL  
K - KYNAR  
P - POLYPROPYLENE  
N - GF BLACK NYLON

**[BUTTON COLOR]**

(female only)  
O - ORANGE  
W - WHITE  
R - RED  
B - BLUE

**[O-RING TYPE]**

B - BUNA-N  
E - EPDM  
S - SILICONE  
V - VITON  
NL - NON-LUBE SILICONE

**[SPRING TYPE]**

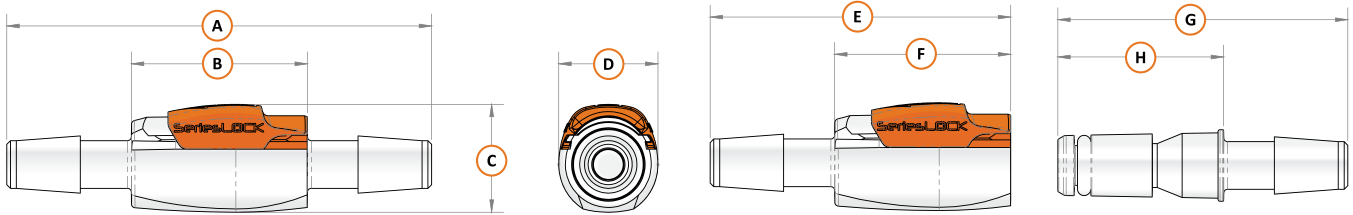
S - 302 SST  
E - NON-MAGNETIC  
N - NON-METALLIC

**[BARB SIZE]**

1 - 1/16"  
2 - 1/8"  
3 - 3/16"  
4 - 1/4"

**[PACKAGE QTY]**

01 - SINGLE UNIT  
10 - 10 PK



**MBO SERIES - MICRO-CONNECT BARB FITTINGS (DIMENSION IN INCHES)**

Equivalent Tubing Size	A	B	C	D	E	F	G	H
1/16"	1.33	0.92	0.57	0.52	1.12	0.92	1.07	0.87
1/8"	1.73	0.92	0.57	0.52	1.32	0.92	1.27	0.87
3/16"	2.13	0.92	0.57	0.52	1.52	0.92	1.47	0.87
1/4"	2.23	0.92	0.57	0.52	1.57	0.92	1.52	0.87
3/8"	2.49	0.92	0.57	0.52	1.7	0.92	1.67	0.87


**OPEN ASSEMBLY WEIGHTS (GR)**

Tubing Size	Female Open Assembly			Male Open Assembly		
	PP	PVDF	GFBN	PP	PVDF	GFBN
1/16"	1.5	2.9		0.8	1.6	
1/8"	1.6	3.1		0.8	1.7	
3/16"	1.8	3.5		1.0	2.0	
1/4"	1.8	3.5		1.0	2.0	
3/8"	3.3	6.4		1.2	2.4	

# Micro-Connect Barb (MBV)

## Valved Flow Fittings

HOW TO BUILD YOUR SKU (Material Codes Key on page 186)



**[SERIES TYPE]**

VALVED AND OPEN  
MBV - MICRO BARB  
SERIES 2

**[BODY TYPE]**

M - MALE  
F - FEMALE

**[FLOW TYPE]**

O - OPEN FLOW  
V - VALVE FLOW

**[MATERIAL]**

A - ACETAL  
K - KYNAR  
P - POLYPROPYLENE  
N - GF BLACK NYLON

**[BUTTON COLOR]**

(female only)  
O - ORANGE  
W - WHITE  
R - RED  
B - BLUE

**[O-RING TYPE]**

B - BUNA-N  
E - EPDM  
S - SILICONE  
V - VITON  
NL - NON-LUBE SILICONE

**[BARB SIZE]**

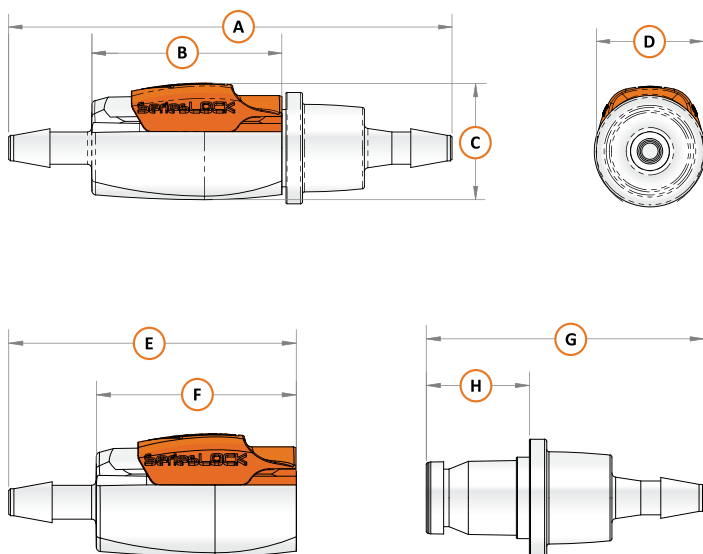
1 - 1/16"  
2 - 1/8"  
3 - 3/16"  
4 - 1/4"

**[PACKAGE QTY]**

01 - SINGLE UNIT  
10 - 10 PK

**[SPRING TYPE]**

S - 302 SST  
E - NON-MAGNETIC  
N - NON-METALLIC




**MBO SERIES - MICRO-CONNECT BARB FITTINGS (DIMENSION IN INCHES)**

Equivalent Tubing Size	A	B	C	D	E	F	G	H
1/16"	1.73	0.92	0.57	0.52	1.12	0.92	1.08	0.56
1/8"	2.13	0.92	0.57	0.52	1.32	0.92	1.28	0.56
3/16"	2.53	0.92	0.57	0.52	1.52	0.92	1.48	0.56
1/4"	2.74	0.92	0.57	0.52	1.57	0.92	1.62	0.56

# Micro-Connect Barb (MBV)

## Valved Flow Fittings (CONTINUED)



VALVED ASSEMBLY WEIGHTS (GR)						
Tubing Size	Female Valved Assembly			Male Valved Assembly		
	PP	PVDF	GFBN	PP	PVDF	GFBN
1/16"	1.7	3.4		1.1	2.2	
1/8"	1.8	3.6		1.1	2.3	
3/16"	2.0	4.0		1.3	2.6	
1/4"	2.0	4.0		1.3	2.6	

OPEN ASSEMBLY WEIGHTS (GR)						
Tubing Size	Female Open Assembly			Male Open Assembly		
	PP	PVDF	GFBN	PP	PVDF	GFBN
1/16"	1.6	3.3		0.9	2.0	
1/8"	1.7	3.4		1.0	2.1	
3/16"	1.9	3.9		1.2	2.5	
1/4"	1.9	3.9		1.2	2.4	



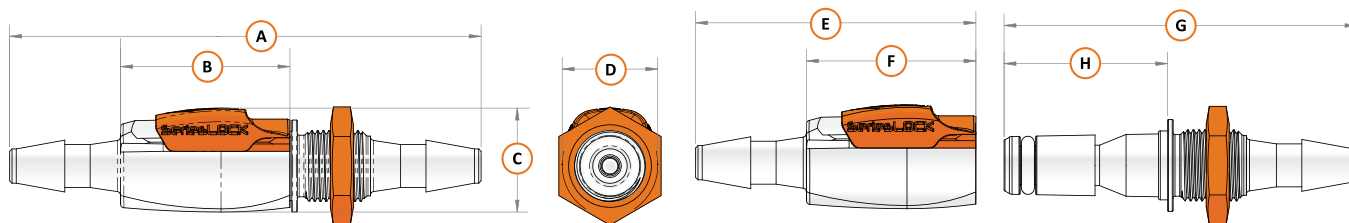
Learn more about SeriesLock®

# Micro-Connect Panel Mount (MPMO) Open Flow Fittings

## HOW TO BUILD YOUR SKU (Material Codes Key on page 186)



<b>[SERIES TYPE]</b> OPEN ONLY MPMO - MICRO PANEL MOUNT	<b>[BODY TYPE]</b> M - MALE F - FEMALE  <b>[FLOW TYPE]</b> O - OPEN FLOW V - VALVE FLOW	<b>[MATERIAL]</b> A - ACETAL K - KYNAR P - POLYPROPYLENE N - GF BLACK NYLON  <b>[BUTTON COLOR]</b> (female only) O - ORANGE W - WHITE R - RED B - BLUE	<b>[O-RING TYPE]</b> B - BUNA-N E - EPDM S - SILICONE V - VITON NL - NON-LUBE SILICONE  <b>[SPRING TYPE]</b> S - 302 SST E - NON-MAGNETIC N - NON-METALLIC	<b>[BARB SIZE]</b> 1 - 1/16" 2 - 1/8" 3 - 3/16" 4 - 1/4"	<b>[PACKAGE QTY]</b> 01 - SINGLE UNIT 10 - 10 PK
---	---	---	--	--	--



### MPMO SERIES - MICRO-CONNECT PANEL MOUNT FITTINGS (DIMENSION IN INCHES)

Equivalent Tubing Size	A	B	C	D	E	F	G	H
1/16"	1.78	0.92	0.57	0.52	1.12	0.92	1.52	0.92
1/8"	2.18	0.92	0.57	0.52	1.32	0.92	1.72	0.92
3/16"	2.58	0.92	0.57	0.52	1.52	0.92	1.92	0.92
1/4"	2.68	0.92	0.57	0.52	1.57	0.92	1.97	0.92

### OPEN ASSEMBLY WEIGHTS (GR)

Tubing Size	Female Open Assembly			Male Open Assembly		
	PP	PVDF	GFBN	PP	PVDF	GFBN
1/16"	1.5	2.9		1.3	2.7	
1/8"	1.6	3.1		1.4	2.8	
3/16"	1.8	3.5		1.6	3.1	
1/4"	1.8	3.5		1.6	3.1	

# Micro-Connect Panel Mount (MPMV) Valved Flow Fittings

HOW TO BUILD YOUR SKU (Material Codes Key on page 186)



**[SERIES TYPE]**

VALVED AND OPEN  
MPMV - MICRO PANEL  
MOUNT  
SERIES 2

**[BODY TYPE]**

M - MALE  
F - FEMALE

**[FLOW TYPE]**

O - OPEN FLOW  
V - VALVE FLOW

**[MATERIAL]**

A - ACETAL  
K - KYNAR  
P - POLYPROPYLENE  
N - GF BLACK NYLON

**[BUTTON COLOR]**

(female only)  
O - ORANGE  
W - WHITE  
R - RED  
B - BLUE

**[O-RING TYPE]**

B - BUNA-N  
E - EPDM  
S - SILICONE  
V - VITON  
NL - NON-LUBE SILICONE

**[SPRING TYPE]**

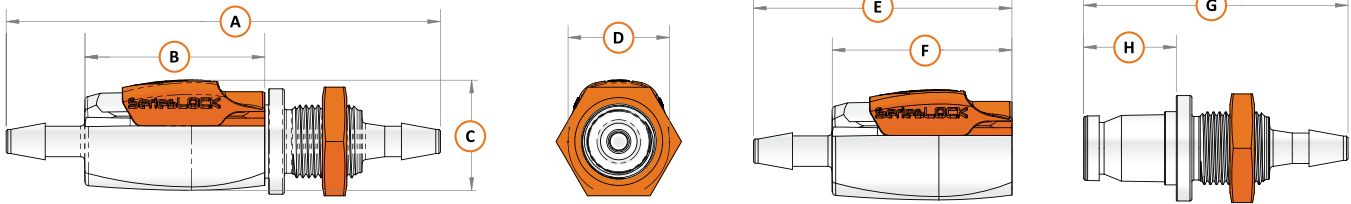
S - 302 SST  
E - NON-MAGNETIC  
N - NON-METALLIC

**[BARB SIZE]**

1 - 1/16"  
2 - 1/8"  
3 - 3/16"  
4 - 1/4"

**[PACKAGE QTY]**

01 - SINGLE UNIT  
10 - 10 PK




MPMV SERIES - MICRO-CONNECT BARB FITTINGS (DIMENSION IN INCHES)

Equivalent Tubing Size	A	B	C	D	E	F	G	H
1/16"	1.77	0.92	0.57	0.52	1.12	0.92	1.08	0.48
1/8"	2.17	0.92	0.57	0.52	1.32	0.92	1.28	0.48
3/16"	2.57	0.92	0.57	0.52	1.52	0.92	1.48	0.48
1/4"	2.72	0.92	0.57	0.52	1.57	0.92	1.62	0.48



# Micro-Connect Panel Mount (MPMV)

## Valved Flow Fittings (CONTINUED)




VALVED ASSEMBLY WEIGHTS (GR)						
Tubing Size	Female Valved Assembly			Male Valved Assembly		
	PP	PVDF	GFBN	PP	PVDF	GFBN
1/16"	1.7	3.4		1.8	3.7	
1/8"	1.8	3.6		1.9	3.8	
3/16"	2.0	4.0		2.1	4.2	
1/4"	2.0	4.0		2.1	4.2	

OPEN ASSEMBLY WEIGHTS (GR)						
Tubing Size	Female Open Assembly			Male Open Assembly		
	PP	PVDF	GFBN	PP	PVDF	GFBN
1/16"	1.6	3.3		1.7	3.6	
1/8"	1.7	3.4		1.7	3.7	
3/16"	1.9	3.9		1.9	4.0	
1/4"	1.9	3.9		1.9	4.0	



# Caps

## HOW TO BUILD YOUR SKU (Material Codes Key on page 186)



**[SERIES TYPE]**  
CAP - MALE CAP

**[BODY TYPE]**  
M - MALE

**[FLOW TYPE]**  
O - OPEN FLOW  
V - VALVE FLOW

**[MATERIAL]**  
A - ACETAL  
K - KYNAR  
P - POLYPROPYLENE  
S - POLYSULFONE  
N - GF BLACK NYLON

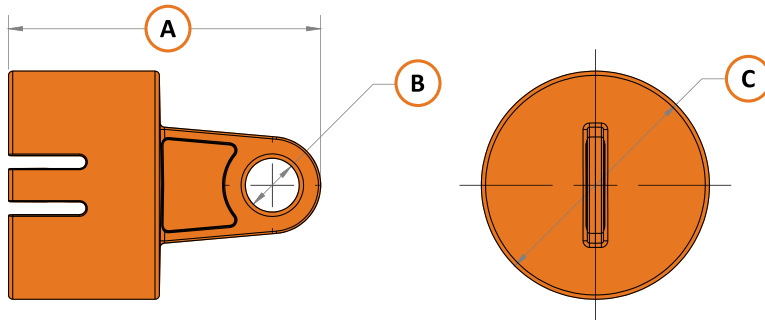
**[BUTTON COLOR]**  
(female only)  
O - ORANGE  
W - WHITE  
R - RED  
B - BLUE

**[O-RING TYPE]**  
B - BUNA-N  
E - EPDM  
S - SILICONE  
V - VITON  
NL - NON-LUBE SILICONE

**[SPRING TYPE]**  
S - 302 SST  
E - NON-METALLIC

**[BARB SIZE]**  
2 - 1/8"  
3 - 3/16"  
4 - 1/4"  
5 - 5/16"  
6 - 3/8"  
8 - 1/2"  
10 - 5/8"  
12 - 3/4"

**[PACKAGE QTY]**  
01 - SINGLE UNIT  
10 - 10 PK



TUBING SIZE CAP (DIMENSION IN INCHES)			
Tubing Size	A	B	C
1/8"	1.29	0.25	0.64
3/16"	1.29	0.25	0.64
1/4"	1.30	0.25	0.76
3/8"	1.30	0.25	0.76
1/2"	1.50	0.25	1.06
3/4"	1.50	0.25	1.06

TUBING SIZE WEIGHTS (GR)	
Tubing Size	PP
1/8"	1.29
3/16"	1.29
1/4"	1.30
3/8"	1.30
1/2"	1.50
3/4"	1.50

# Plugs

## HOW TO BUILD YOUR SKU (Material Codes Key on page 186)



**[SERIES TYPE]**

PLUG - FEMALE PLUG

**[BODY TYPE]**

F - FEMALE

**[FLOW TYPE]**

O - OPEN FLOW  
V - VALVE FLOW

**[MATERIAL]**

A - ACETAL  
K - KYNAR  
P - POLYPROPYLENE  
S - POLYSULFONE  
N - GF BLACK NYLON

**[BUTTON COLOR]**

(female only)  
O - ORANGE  
W - WHITE  
R - RED  
B - BLUE

**[O-RING TYPE]**

B - BUNA-N  
E - EPDM  
S - SILICONE  
V - VITON  
NL - NON-LUBE SILICONE

**[SPRING TYPE]**

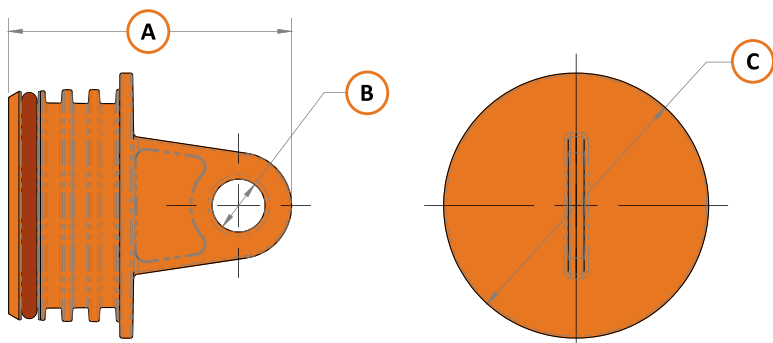
S - 302 SST  
E - NON-METALLIC

**[BARB SIZE]**

2 - 1/8"  
3 - 3/16"  
4 - 1/4"  
5 - 5/16"  
6 - 3/8"  
8 - 1/2"  
10 - 5/8"  
12 - 3/4"

**[PACKAGE QTY]**

01 - SINGLE UNIT  
10 - 10 PK



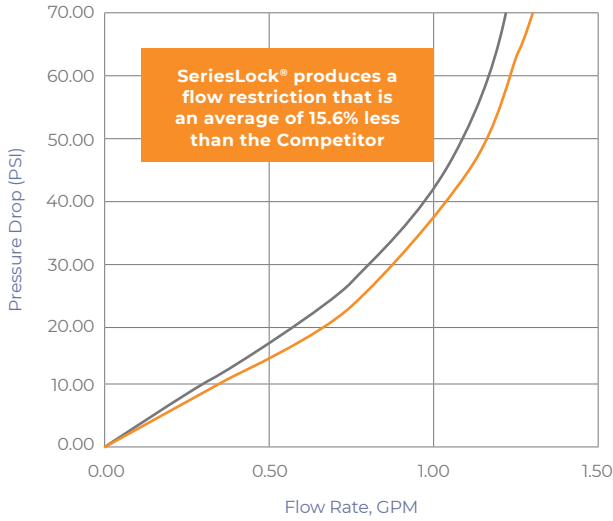
### TUBING SIZE CAP (DIMENSION IN INCHES)

Tubing Size	A	B	C
1/8"	1.31	0.25	0.79
3/16"	1.31	0.25	0.79
1/4"	1.36	0.25	0.79
3/8"	1.36	0.25	0.79
1/2"	1.36	0.25	1.25
3/4"	1.36	0.25	1.25

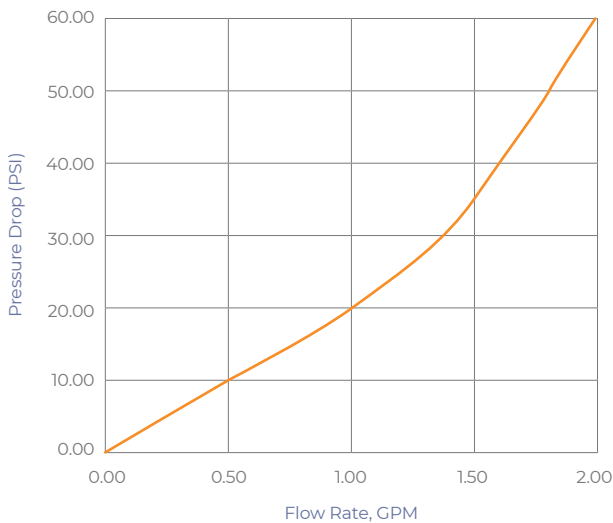
### TUBING SIZE WEIGHTS (GR)

Tubing Size	PP
1/8"	1.4
3/16"	1.4
1/4"	1.7
3/8"	1.7
1/2"	2.9
3/4"	2.9

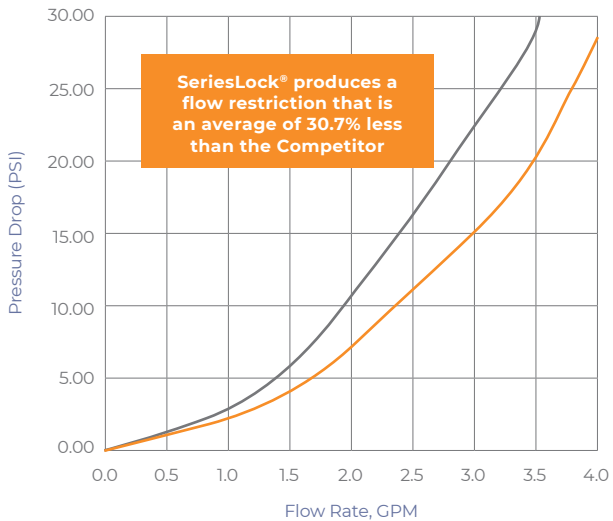
# Water Flow Test Data



WATER FLOW - 1/8" BARB FITTINGS			
Flow Rate (GPM)	Pressure Drop (PSI)		Percent Change (PSI) <sup>2</sup>
	SeriesLock®	Competitor	
0.00	0.00	0.00	0.00%
0.60	16.08	20.00	-19.61%
0.90	31.01	35.00	-11.40%
1.10	43.20	50.00	-13.61%
1.20	54.24	66.00	-17.82%

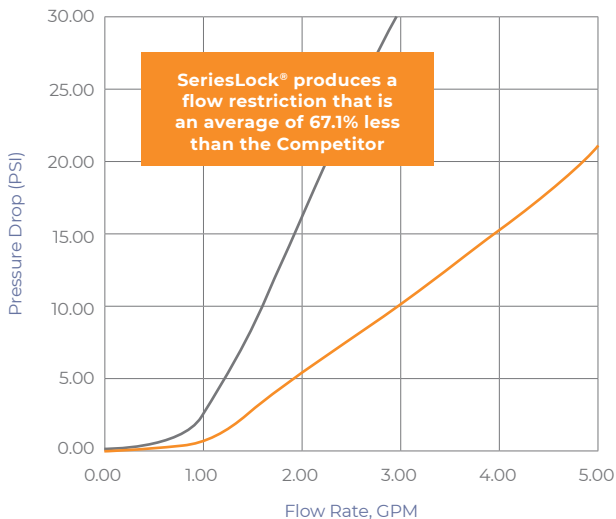


WATER FLOW - 3/16" BARB FITTINGS			
Flow Rate (GPM)	Pressure Drop (PSI)		Percent Change (PSI) <sup>2</sup>
	SeriesLock®	Competitor	
0.00	0.00	0.00	0.00%
0.60	16.08	0.00	0.00%
0.90	31.01	0.00	0.00%
1.10	43.20	0.00	0.00%
1.20	54.24	0.00	0.00%

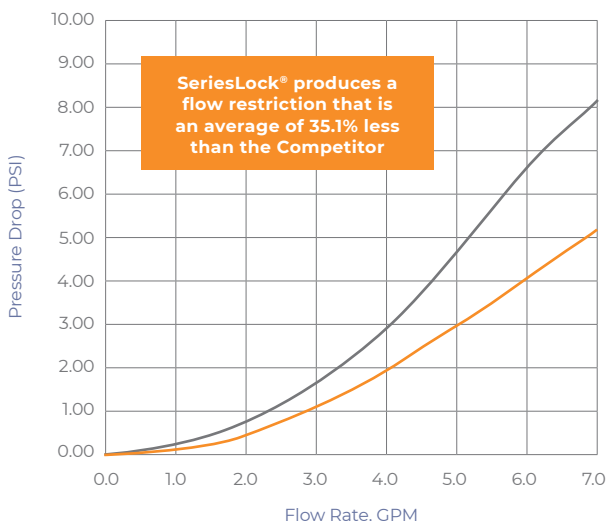


WATER FLOW - 1/8" BARB FITTINGS			
Flow Rate (GPM)	Pressure Drop (PSI)		Percent Change (PSI) <sup>2</sup>
	SeriesLock®	Competitor	
0.00	0.00	0.00	0.00%
1.51	4.07	6.06	-32.83%
3.46	19.71	28.15	-29.98%
3.52	20.47	29.90	-31.53%
3.60	21.56	30.09	-28.35%

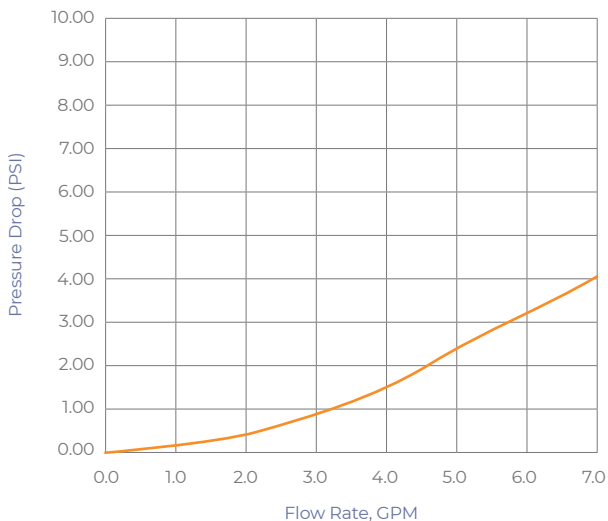
# Water Flow Test Data (CONTINUED)



WATER FLOW - 3/8" BARB FITTINGS			
Flow Rate (GPM)	Pressure Drop (PSI)		Percent Change (PSI) <sup>2</sup>
	SeriesLock®	Competitor	
0.00	0.00	0.00	0.00%
1.06	0.96	2.84	-66.10%
2.85	8.01	28.85	-72.23%
3.17	9.75	31.45	-68.99%
3.62	12.35	31.89	-61.26%



WATER FLOW - 1/2" BARB FITTINGS			
Flow Rate (GPM)	Pressure Drop (PSI)		Percent Change (PSI) <sup>2</sup>
	SeriesLock®	Competitor	
0.00	0.00	0.00	0.00%
1.88	0.41	0.70	-40.91%
4.00	1.97	2.90	-32.08%
6.70	4.81	7.74	-37.87%
8.30	5.96	8.50	-29.93%



WATER FLOW - 1/8" BARB FITTINGS			
Flow Rate (GPM)	Pressure Drop (PSI)		Percent Change (PSI) <sup>2</sup>
	SeriesLock®	Competitor	
0.00	0.00	0.00	0.00%
3.36	1.04	0.00	0.00%
5.07	2.40	0.00	0.00%
7.69	4.56	0.00	0.00%
8.92	4.69	0.00	0.00%

No competitor product commercially available at this time

# Cv Values

SERIESLOCK® SMALL, Cv IN GALLONS PER MINUTE					
		1/8 MV	1/8 MO	3/16 MV	3/16 MO
		B-MV-PP-SS-2	B-MO-P-2	B-MV-P-SS-3	B-MO-P-3
1/8 FV	B-FV-PO-SS-2	0.15	0.15	0.23	0.23
1/8 FO	B-FO-PO-SS-2	0.14	0.14	0.21	0.22
3/16 FV	B-FV-PO-SS-3	0.19	0.18	0.26	0.26
3/16 FO	B-FO-PO-SS-3	0.19	0.19	0.27	0.29

SERIESLOCK® MEDIUM, Cv IN GALLONS PER MINUTE					
		1/4 MV	1/4 MO	3/8 MV	3/8 MO
		B-MV-PP-SS-4	B-MO-P-4	B-MV-P-SS-6	B-MO-P-6
1/4 FV	B-FV-PO-SS-4	0.44	0.42	0.58	0.59
1/4 FO	B-FO-PO-SS-4	0.43	0.45	0.51	0.62
3/8 FV	B-FV-PO-SS-6	0.56	0.54	0.98	1.14
3/8 FO	B-FO-PO-SS-6	0.54	0.60	0.74	1.43

SERIESLOCK® LARGE, Cv IN GALLONS PER MINUTE					
		1/2 MV	1/2 MO	3/4 MV	3/4 MO
		B-MV-PP-SS-8	B-MO-P-8	B-MV-P-SS-12	B-MO-P-12
1/2 FV	B-FV-PO-SS-8	2.6	2.7	3.5	3.7
1/2 FO	B-FO-PO-SS-8	2.5	3.3	2.8	6.5
3/4 FV	B-FV-PO-SS-12	3.4	3.6	3.9	4.8
3/4 FO	B-FO-PO-SS-12	3.2	5.7	3.6	11.8

# General Information

SERIESLOCK® COMPONENTS		
Materials		
Component	Standard	Option
Main Body Components	Polypropylene (PP)	Acetal (AC)
		Glass Filled Black Nylon (GFBN)
		Polysulfone (PS)
		Polyvinylidene fluoride (PVDF)
Slide Button / Main Latch	Polycarbonate	
Slide Button / Main Latch Color	Orange	Natural, Red, Blue - Special Order Only
Springs	Stainless	Non-Magnetic
Seals	Buna-N	EPDM, Silicone and Viton
		Non-Lube (Silicone Only)

INTERNAL SURFACE AREAS (IN <sup>2</sup> )	
Small Body ( -2 / -3 )	
Open Female	0.88
Valved Female	0.97
Open Male	2.67
Valved Male	1.55
Medium Body ( -4 / -5 / -6 )	
Open Female	1.64
Valved Female	1.99
Open Male	3.72
Valved Male	2.37
Large Body ( -8 / -10 / -12 )	
Open Female	5.01
Valved Female	6.11
Open Male	8.99
Valved Male	6.36

# General Information (CONTINUED)

SERIESLOCK® COMPONENTS	
Materials	
<b>Connections</b>	1/16" to 3/4" Tubing
<b>Lubricants</b>	PFPE (biocompatible, inert)
<b>Pressure</b>	Vacuum to 90psi, 6.2 bar
<b>Temperature (Continuous)</b>	Polysulfone (PS)
	AC: 32°F to 180°F (0°C to 82°C)
	GFBN: 32°F to 450°F (0°C to 232°C)
	PP: 32°F to 160°F (0°C to 71°C)
	PVDF: 32°F to 250°F (0°C to 121°C)
	PS: -40°F to 282°F (-40°C to 139°C)
<b>Spillage (At Rated Pressures)</b>	Small Housing (1/8" to 3/16" Tubing) <0.05cc per disconnect
	Medium Housing (1/4" to 3/8" Tubing) <0.05cc per disconnect
	Large Housing (1/2" to 3/4" Tubing) <0.1cc per disconnect
	Micro Housing (1/16" to 1/4" Tubing) <0.05cc per disconnect






PORT DISCS – FLAT PLATE • MINI DOME • OPPOSING BARB  
PORT PLATES | BAG PORTS

# Bag Ports





# Bag Ports

## PORT DISCS – FLAT PLATE • MINI DOME • OPPOSING BARB PORT PLATES | BAG PORTS

### SINGLE-USE BIOREACTOR PORT DISC

Bag ports, also known as port plates and port discs, are designed to be ultrasonic or thermal welded to medical and bio-reactor bags of like material. These single-use bags are used to transfer drug compounds, cell culture and fermentation as well as other media and fluids in the bio-pharmaceutical industry. Port discs are also used in the biomedical market and laboratory environment in fluid management applications. Port plate fittings have also found their way into agricultural applications. Barb sizes range from 1/8" to 1". Browse Opposing Barb Port Discs, Flat Plate Port Discs, Mini Dome Port Discs and Ribbed Base Port Plates. Available in a single-use low density polyethylene, E8402 and Natural Kynar® flex material.

### ABOUT OUR NATURAL MATERIALS:

All Cleanroom Manufactured materials are ISO Class 7.

#### Natural Kynar (NK)

Natural Kynar is RoHS compliant and animal-derivative free in addition to being PVC-free. These ultra-tough, abrasion resistant products are ideal in harsh thermal, chemical, or ultraviolet environments.

#### E8402

A POE copolymer that offers excellent performance as it is durable and flexible. Parts molded in this material provide high clarity. The materials low density can reduce the weight of end products. E8402 is the perfect material for bag ports as the port will flex with the bag film rather than being a rigid material working against the bag film. The barb will also flex giving our parts an advantage over other brittle materials that could crack with sideload.



ELDON JAMES' FITTINGS ARE WIDELY USED IN BEVERAGE LINES  
OR OTHER GAS TRANSFER APPLICATIONS.

# Flat Plate Port Discs

QC =  
Cleanroom  
Manufactured

HOW TO BUILD YOUR SKU (Material Codes Key on page 186)

PRODUCT NO. [MATERIAL CODE]-[Cleanroom Manufactured(QC)]

PND2NKF-QC



**PND-LF** Flat Plate Port Disc • Female Luer • No Dimples

QC E8402




**LM-P-PT** Male Tethered Luer Plug

QC NK • NK7 • PP



**LF-P-PT** Female Tethered Luer Plug

QC NK • NK7 • PP



**PND-LBLF** Flat Plate Port Disc • Large Bore Female Luer Threads

QC E8402



**LBLM-P-PT** Male Tethered Large Bore Luer Plug

QC NK • NK7 • PP



**LBLF-P-PT** Female Tethered Large Bore Luer Plug

QC NK • NK7 • PP

# Flat Plate Port Discs (CONTINUED)



**PND2** Flat Plate Port Disc • 1/8 inch Barb • No Dimples

**QC** E8402 • NKF

---

**PND2.5** Flat Plate Port Disc • 5/32 inch Barb • No Dimples

**QC** E8402 • NKF

---

**PND3** Flat Plate Port Disc • 3/16 inch Barb • No Dimples

**QC** E8402 • NKF

---

**PND4** Flat Plate Port Disc • 1/4 inch Barb • No Dimples

**QC** E8402 • NKF

---

**PND5** Flat Plate Port Disc • 5/16 inch Barb • No Dimples

**QC** E8402 • NKF

---

**PND6** Flat Plate Port Disc • 3/8 inch Barb • No Dimples

**QC** E8402 • NKF

---

**PND8** Flat Plate Port Disc • 1/2 inch Barb • No Dimples

**QC** E8402 • NKF

---

**PND10** Flat Plate Port Disc • 5/8 inch Barb • No Dimples

**QC** E8402 • NKF

---

**PND12** Flat Plate Port Disc • 3/4 inch Barb • No Dimples

**QC** E8402 • NKF

---

**PND16** Flat Plate Port Disc • 1 inch Barb • No Dimples

**QC** E8402 • NKF

# Mini Dome Port Discs

QC =  
Cleanroom  
Manufactured

HOW TO BUILD YOUR SKU (Material Codes Key on page 186)

PRODUCT NO. [MATERIAL CODE]-[Cleanroom Manufactured(QC)]

→ PD2NKF-QC



**PD2** Mini Dome Port Disc • 1/8 inch Barb

**QC** E8402 • NKF

**PD2.5** Mini Dome Port Disc • 5/32 inch Barb

**QC** E8402 • NKF

**PD3** Mini Dome Port Disc • 3/16 inch Barb

**QC** E8402 • NKF

**PD4** Mini Dome Port Disc • 1/4 inch Barb

**QC** E8402 • NKF

**PD5** Mini Dome Port Disc • 5/16 inch Barb

**QC** E8402 • NKF

**PD6** Mini Dome Port Disc • 3/8 inch Barb

**QC** E8402 • NKF

**PD8** Mini Dome Port Disc • 1/2 inch Barb

**QC** E8402 • NKF

# Mini Dome Port Discs (CONTINUED)



**PD10** Mini Dome Port Disc • 5/8 inch Barb

**QC** E8402 • NKF

---

**PD12** Mini Dome Port Disc • 3/4 inch Barb

**QC** E8402 • NKF

---

**PD16** Mini Dome Port Disc • 1 inch Barb

**QC** E8402 • NKF

---



**PD38-400** Threaded Port Disc • 1 inch • 38 – 400 Bottle Cap Thread

**QC** E8402 • NKF

---

# Opposing Barb Port Discs

QC =  
Cleanroom  
Manufactured

HOW TO BUILD YOUR SKU (Material Codes Key on page 186)

PRODUCT NO. [MATERIAL CODE]-[Cleanroom Manufactured(QC)]

→ PD04E8402-QC



**PDO2** Opposing Barb Port Disc • 1/8 inch Barb

**QC** E8402

**PDO3** Opposing Barb Port Disc • 3/16 inch Barb

**QC** E8402

**PDO4** Opposing Barb Port Disc • 1/4 inch Barb

**QC** E8402 • NKF

**PDO6** Opposing Barb Port Disc • 3/8 inch Barb

**QC** E8402 • NKF

**PDO8** Opposing Barb Port Disc • 1/2 inch Barb

**QC** E8402 • NKF



Shop All  
Bag Ports

# Ribbed Base Port Plates

QC =  
Cleanroom  
Manufactured

HOW TO BUILD YOUR SKU (Material Codes Key on page 186)

PRODUCT NO. [MATERIAL CODE] - [Cleanroom Manufactured(QC)]

PP2E8402-QC



**PP2** Ribbed Base Port Plate • 1/8 inch Barbed Flange

**QC** E8402 • NKF

**PP2.5** Ribbed Base Port Plate • 5/32 inch Barbed Flange

**QC** E8402 • NKF

**PP3** Ribbed Base Port Plate • 3/16 inch Barbed Flange

**QC** E8402 • NKF

**PP4** Ribbed Base Port Plate • 1/4 inch Barbed Flange

**QC** E8402 • NKF

**PP5** Ribbed Base Port Plate • 5/16 inch Barbed Flange

**QC** E8402 • NKF

**PP6** Ribbed Base Port Plate • 3/8 inch Barbed Flange

**QC** E8402 • NKF

**PP8** Ribbed Base Port Plate • 1/2 inch Barbed Flange

**QC** E8402 • NKF



# Ribbed Base Port Plates (CONTINUED)



**PP10** Ribbed Base Port Plate • 5/8 inch Barbed Flange

**QC** E8402 • NKF

---

**PP12** Ribbed Base Port Plate • 3/4 inch Barbed Flange

**QC** E8402 • NKF

---

**PP16** Ribbed Base Port Plate • 1 inch Barbed Flange

**QC** E8402 • NKF




Shop All  
Bag Ports

# Boat Port Bag Ports

QC =  
Cleanroom  
Manufactured


HOW TO BUILD YOUR SKU (Material Codes Key on page 186)

PRODUCT NO. [MATERIAL CODE]-[Cleanroom Manufactured(QC)] → BP1.5E8402-QC




**BP1.5** Boat Port • 3/32 inch Barb

**QC** E8402



**BPOS1.5** Boat Port • 3/32 inch Barb • .110 Opposing Stem Port

**QC** E8402




**BP4-4-4-4** Boat Port • 1/4 inch x 1/4 inch x 1/4 inch x 1/4 inch Barbs

**QC** E8402



**BP6-6-6-4** Boat Port • 3/8 inch x 3/8 inch x 3/8 inch x 1/4 inch Barbs

**QC** E8402



**BP10** Boat Port • Infusion • 5/8 inch Barb

**QC** E8402



Shop All  
Bag Ports

# Sanitary Flange Fittings





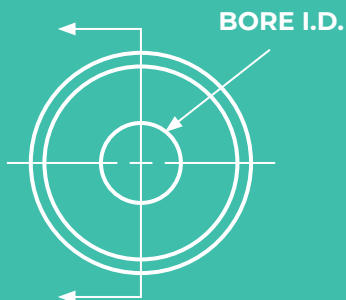
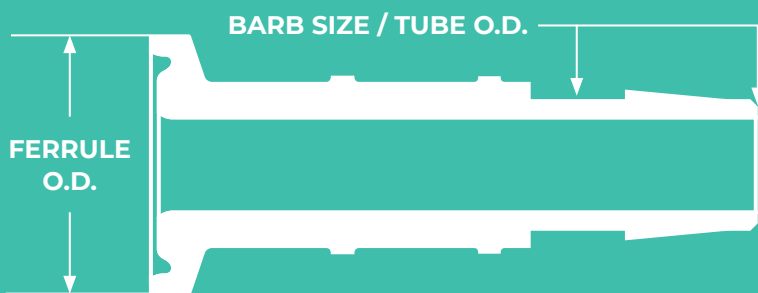
# Sanitary Flange Fittings

Eldon James sanitary flange fittings were designed to optimize connections of TPE tubing, such as Flexelene® FX, CFX and C-Flex® tubing allowing for ease of assembly but much higher pressure ratings. Flexelene® 135C offers superior pumping with low spallation and flexibility at higher temperatures. Five materials are available in mini and 1" flange sizes. Barb sizes include 1/4", 3/8", 1/2", and 1".

Suitable for use in many industries including single use pharmaceutical, biotech, beverage, dairy, food and other industries where sanitary product flow is important.

## DETERMINING THE CORRECT SIZE:

The size of the sanitary flange, also known as a tri-clamp fitting, is determined by the outside diameter (OD) of the tube end (barb/barb neck), and NOT the outside diameter of the ferrule (flange).



## MATERIALS AVAILABLE:

- Polysulphone
- Animal-Free Polypropylene
- Natural Kynar
- CrystalVu™ Is A BPA-free alternative to Polycarbonate

## BARB SIZES:

1/4" | 3/8" | 1/2" | 1"

## LEAK TESTING:

Tested with Flexelene® (FX and CFX) tubing to burst of tubing at 180psi – 285psi

## ADDITIONAL BENEFITS:

- Smooth Inside diameter surface to reduce turbulence and dead space – 2-3 microinches. 3x better than the competition.
- Works with all commercially available clamps
- ISO 13485, ISO 9001 certified facility

BARB SIZE/ TUBE I.D.	SANITARY SIZE	GASKET SIZE	CLAMP SIZE	BORE I.D.	FERRULE O.D.
(1/4") .250	MINI	1/4" MINI*	1/2" TO 3/4"	.146	.984
(3/8") .375	MINI	3/8" MINI*	1/2" TO 3/4"	.274	.984
(1/2") .500	MINI	1/2" MINI*	1/2" TO 3/4"	.352	.984
(3/4") .750	MINI	3/4" MINI*	1/2" TO 3/4"	.592	.984
(1") 1.000	1 INCH	1"	1" OR 1 1/2"	.813	1.984

# Sanitary Flange Fittings

HOW TO BUILD YOUR SKU (Material Codes Key on page 186)

PRODUCT NO. [MATERIAL CODE]



SF12-SB4CVU



## **SF12-SB4** Sanitary Flange • 3/4 x 1/4 inch Barb

CVU • NK • NK7 • PP • PS

## **SF12-SB6** Sanitary Flange • 3/4 x 3/8 inch Barb

CVU • NK • NK7 • PP • PS



## **SF12-SB8** Sanitary Flange • 3/4 x 1/2 inch Barb

CVU • NK • NK7 • PP • PS

## **SF12-SB12** Sanitary Flange • 3/4 x 3/4 inch Barb

CVU • NK • NK7 • PP • PS

## **SF16-SB12** Sanitary Flange • 1 x 3/4 inch Barb

CVU • NK • NK7 • PP • PS

## **SF16-SB16** Sanitary Flange • 1 x 1 inch Barb

CVU • NK • NK7 • PP • PS

## **SF16-SB4** Sanitary Flange • 1 x 1/4 inch Barb

CVU • NK • NK7 • PP • PS

## **SF16-SB6** Sanitary Flange • 1 x 3/8 inch Barb

CVU • NK • NK7 • PP • PS

## **SF16-SB8** Sanitary Flange • 1 x 1/2 inch Barb

CVU • NK • NK7 • PP • PS

# Sanitary Flange Fittings (CONTINUED)



**42MP-RXC1/2** Sanitary Gasket Mini • Platinum Cured • 1/2 inch

Clear Silicone

**40MP-RXC1** Sanitary Gasket Maxi • Platinum Cured • 1/2 inch

Clear Silicone



**SF12-Cap** Sanitary Flange Cap Mini • 1/2 - 3/4 inch

CVU • NK • NK7 • PP

**SF16-Cap** Sanitary Flange Cap • 1 inch


CVU • NK • NK7 • PP




Shop All  
Flange  
Fittings



SOFT TOUCH LUERS | WINGED LUERS | LARGE BORE LUERS  
LOCKING LUERS | ROTATING LUERS | SLIP LUERS | LUER PLUGS



# Luers



# Luers

**SOFT TOUCH LUERS | WINGED LUERS | LARGE BORE LUERS  
LOCKING LUERS | ROTATING LUERS | SLIP LUERS | LUER PLUGS**

## PLASTIC LUER MEDICAL DEVICE COMPONENTS

Luer connectors are a common choice in medical and pharmaceutical industries for limited use or disposable applications where a shutoff valve is not required. The Luer taper is a standardized system of small-scale fluid fittings used for making leak-free connections between a male-taper fitting and its mating female part on medical and laboratory instruments, including hypodermic syringe tips and needles or stopcocks and needles.

We offer a selection of male Luer and female Luer fittings and connectors, lock and rotating Luer adapters, and other Luer accessories. Our Luers have been tested for dimensional and performance requirements according to ISO 594-1 and 594-2 standards.

Eldon James specializes in biomedical single-use component manufacturing, with a wide variety of PVC-free medical grade tubing, fittings, assemblies and more.

Our Luers, like many of our medical components, are produced in a state-of-the-art cleanroom facility with monitored production and quality control areas.

The benefits of PVC-free materials are well documented, and the production of all Eldon James products is not only efficient but also safe and healthy for the environment.

## ABOUT OUR NATURAL MATERIALS:

All Cleanroom Manufactured materials are ISO Class 7.

### Natural Kynar (NK)

Natural Kynar is RoHS compliant and animal-derivative free in addition to being PVC-free. These ultra-tough, abrasion resistant products are ideal in harsh thermal, chemical, or ultraviolet environments.

### Natural Nylon (NN)

Natural Nylon exhibits excellent tensile strength with moderate stiffness and high impact resistance. Great for automotive and industrial use with fuels, lubricants, and many chemicals.

### Polypropylene (PP)

Polypropylene is a very versatile material and formulated for biomedical and bioprocess applications. It is radiation stable and is resistant to solvents, chemicals, water and other inorganic environments.



**ELDON JAMES' COUPLERS ARE EMPLOYED IN AUTOMOTIVE, BEVERAGE, AND SPECIFICALLY BIO-MEDICAL INDUSTRIES.**



# Soft Touch Luers

QC =  
Cleanroom  
Manufactured

HOW TO BUILD YOUR SKU (Material Codes Key on page 186)

PRODUCT NO. [MATERIAL CODE]-[Cleanroom Manufactured(QC)]

LF-1CVU-QC



**LF-1** Female Luer • 1/16 inch Barb

**QC** CVU • MN • NK • NK7 • PP

**LF-1.5** Female Luer • 3/32 inch Barb

**QC** CVU • MN • NK • NK7 • PP

**LF-2** Female Luer • 1/8 inch Barb

**QC** CVU • MN • NK • NK7 • PP

**LF-2.5** Female Luer • 5/32 inch Barb

**QC** CVU • MN • NK • NK7 • PP

**LF-3** Female Luer • 3/16 inch Barb

**QC** CVU • MN • NK • NK7 • PP

**LF-4** Female Luer • 1/4 inch Barb

**QC** CVU • MN • NK • NK7 • PP



**LBF-3** Female Large Bore Luer • 3/16 inch Barb

**QC** CVU • MN • NK • NK7 • PP

**LBF-4** Female Large Bore Luer • 1/4 inch Barb

**QC** CVU • MN • NK • NK7 • PP

**LBF-5** Female Large Bore Luer • 5/16 inch Barb

**QC** CVU • MN • NK • NK7 • PP

# Soft Touch Luers (CONTINUED)



**LM-1** Male Luer • 1/16 inch Barb

**QC** CVU • MN • NK • NK7 • PP

---

**LM-1.5** Male Luer • 3/32 inch Barb

**QC** CVU • MN • NK • NK7 • PP

---

**LM-2** Male Luer • 1/8 inch Barb

**QC** CVU • MN • NK • NK7 • PP

---

**LM-2.5** Male Luer • 5/32 inch Barb

**QC** CVU • MN • NK • NK7 • PP

---

**LM-3** Male Luer • 3/16 inch Barb

**QC** CVU • MN • NK • NK7 • PP

---

**LM-4** Male Luer • 1/4 inch Barb

**QC** CVU • MN • NK • NK7 • PP

---



**LBM-3** Male Large Bore Luer • 3/16 inch Barb

**QC** CVU • MN • NK • NK7 • PP

---

**LBM-4** Male Large Bore Luer • 1/4 inch Barb

**QC** CVU • MN • NK • NK7 • PP

---

**LBM-5** Male Large Bore Luer • 5/16 inch Barb

**QC** CVU • MN • NK • NK7 • PP

# Winged Luers

QC =  
Cleanroom  
Manufactured

HOW TO BUILD YOUR SKU (Material Codes Key on page 186)

PRODUCT NO. [MATERIAL CODE]-[Cleanroom Manufactured(QC)] →

LFW-120PP-QC



**LFW-120** Female Winged Luer • .120 – .150 inch

**QC** CVU • PP

**LFW-154** Female Winged Luer • .154 – .192 inch

**QC** CVU • PP



**LMW-120** Male Winged Luer • .120 – .150 inch

**QC** CVU • PP

**LMW-154** Male Winged Luer • .154 – .192 inch

**QC** CVU • PP




Shop All  
Luers

# Panel Mount Luers

QC =  
Cleanroom  
Manufactured

HOW TO BUILD YOUR SKU (Material Codes Key on page 186)

PRODUCT NO. [MATERIAL CODE] - [Cleanroom Manufactured(QC)] → LFPM-1MN-QC



**LFPM-1** Female Panel Mount Luer • 1/16 inch

QC CVU • MN • PP

**LFPM-1.5** Female Panel Mount Luer • 3/32 inch

QC CVU • MN • PP

**LFPM-2** Female Panel Mount Luer • 1/8 inch

QC CVU • MN • PP



NN



PP (Transparent)

**N1428** Luer Lock Nut • 1/8 inch

QC NN • NN-G • NN-O • PP • WN • WP

# Luer Locks

**QC =**  
Cleanroom  
Manufactured

HOW TO BUILD YOUR SKU (Material Codes Key on page 186)

PRODUCT NO. [COLOR CODE]-[Cleanroom Manufactured(QC)]

LMRLN-1MN-B-QC



Luer Lock Color Guide



**LMRLN-1** Male Rotating Luer Lock and Nut Assembly • 1/16 inch Barb

**QC** CVU • CVU-B • CVU-L • CVU-O • CVU-R • CVU-V • CVU-Y • MN • MN-B • MN-L • MN-O • MN-R • MN-V • MN-Y • PP • PP-B • PP-L • PP-O • PP-R • PP-V • PP-Y

**LMRLN-1.5** Male Rotating Luer Lock and Nut Assembly • 3/32 inch Barb

**QC** CVU • CVU-B • CVU-L • CVU-O • CVU-R • CVU-V • CVU-Y • MN • MN-B • MN-L • MN-O • MN-R • MN-V • MN-Y • PP • PP-B • PP-L • PP-O • PP-R • PP-V • PP-Y

**LMRLN-2** Male Rotating Luer Lock and Nut Assembly • 1/8 inch Barb

**QC** CVU • CVU-B • CVU-L • CVU-O • CVU-R • CVU-V • CVU-Y • MN • MN-B • MN-L • MN-O • MN-R • MN-V • MN-Y • PP • PP-B • PP-L • PP-O • PP-R • PP-V • PP-Y

**LMRLN-2.5** Male Rotating Luer Lock and Nut Assembly • 5/32 inch Barb

**QC** CVU • CVU-B • CVU-L • CVU-O • CVU-R • CVU-V • CVU-Y • MN • MN-B • MN-L • MN-O • MN-R • MN-V • MN-Y • PP • PP-B • PP-L • PP-O • PP-R • PP-V • PP-Y

**LMRLN-3** Male Rotating Luer Lock and Nut Assembly • 3/16 inch Barb

**QC** CVU • CVU-B • CVU-L • CVU-O • CVU-R • CVU-V • CVU-Y • MN • MN-B • MN-L • MN-O • MN-R • MN-V • MN-Y • PP • PP-B • PP-L • PP-O • PP-R • PP-V • PP-Y

**LMRLN-4** Male Rotating Luer Lock and Nut Assembly • 1/4 inch Barb

**QC** CVU • CVU-B • CVU-L • CVU-O • CVU-R • CVU-V • CVU-Y • MN • MN-B • MN-L • MN-O • MN-R • MN-V • MN-Y • PP • PP-B • PP-L • PP-O • PP-R • PP-V • PP-Y

# Luer Locks (CONTINUED)



Luer Lock Color Guide

							MN
							PP
							CVU

Lighter shades represent a material's transparency

**LMSLN-1** Male Stationary Luer Lock • 1/16 inch Barb

**QC** CVU • CVU-B • CVU-L • CVU-O • CVU-R • CVU-V • CVU-Y • MN • MN-B • MN-L • MN-O • MN-R • MN-V • MN-Y • PP • PP-B • PP-L • PP-O • PP-R • PP-V • PP-Y

**LMSLN-1.5** Male Stationary Luer Lock • 3/32 inch Barb

**QC** CVU • CVU-B • CVU-L • CVU-O • CVU-R • CVU-V • CVU-Y • MN • MN-B • MN-L • MN-O • MN-R • MN-V • MN-Y • PP • PP-B • PP-L • PP-O • PP-R • PP-V • PP-Y

**LMSLN-2** Male Stationary Luer Lock • 1/8 inch Barb

**QC** CVU • CVU-B • CVU-L • CVU-O • CVU-R • CVU-V • CVU-Y • MN • MN-B • MN-L • MN-O • MN-R • MN-V • MN-Y • PP • PP-B • PP-L • PP-O • PP-R • PP-V • PP-Y

**LMSLN-2.5** Male Stationary Luer Lock • 5/32 inch Barb

**QC** CVU • CVU-B • CVU-L • CVU-O • CVU-R • CVU-V • CVU-Y • MN • MN-B • MN-L • MN-O • MN-R • MN-V • MN-Y • PP • PP-B • PP-L • PP-O • PP-R • PP-V • PP-Y

**LMSLN-3** Male Stationary Luer Lock • 3/16 inch Barb

**QC** CVU • CVU-B • CVU-L • CVU-O • CVU-R • CVU-V • CVU-Y • MN • MN-B • MN-L • MN-O • MN-R • MN-V • MN-Y • PP • PP-B • PP-L • PP-O • PP-R • PP-V • PP-Y

**LMSLN-4** Male Stationary Luer Lock • 1/4 inch Barb

**QC** CVU • CVU-B • CVU-L • CVU-O • CVU-R • CVU-V • CVU-Y • MN • MN-B • MN-L • MN-O • MN-R • MN-V • MN-Y • PP • PP-B • PP-L • PP-O • PP-R • PP-V • PP-Y

# Luer Locks (CONTINUED)



**LMSL-1** Locking Slip Luer • 1/16 inch Barb

**QC** CVU • MN • PP

**LMSL-1.5** Locking Slip Luer • 3/32 inch Barb

**QC** CVU • MN • PP

**LMSL-2** Locking Slip Luer • 1/8 inch Barb

**QC** CVU • MN • PP

**LMSL-2.5** Locking Slip Luer • 5/32 inch Barb

**QC** CVU • MN • PP

**LMSL-3** Locking Slip Luer • 3/16 inch Barb

**QC** CVU • MN • PP

**LMSL-4** Locking Slip Luer • 1/4 inch Barb

**QC** CVU • MN • PP



**LSLR** Standard Snap Luer Lock Nut

**QC** CVU • CVU-B • CVU-L • CVU-O • CVU-R • CVU-V • CVU-Y • MN • MN-B • MN-L • MN-O • MN-R • MN-V • MN-Y • PP • PP-B • PP-L • PP-O • PP-R • PP-V • PP-Y



# Rotating Luers

QC =  
Cleanroom  
Manufactured

HOW TO BUILD YOUR SKU (Material Codes Key on page 186)

PRODUCT NO. [MATERIAL CODE]-[Cleanroom Manufactured(QC)] → LMRL-1MN-QC



**LMRL-1** Male Rotating Lock Luer • 1/16 inch Barb

**QC** CVU • MN • PP

**LMRL-1.5** Male Rotating Lock Luer • 3/32 inch Barb

**QC** CVU • MN • PP

**LMRL-2** Male Rotating Lock Luer • 1/8 inch Barb

**QC** CVU • MN • PP

**LMRL-2.5** Male Rotating Lock Luer • 5/32 inch Barb

**QC** CVU • MN • PP

**LMRL-3** Male Rotating Lock Luer • 3/16 inch Barb

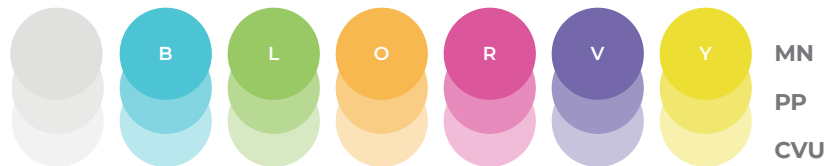
**QC** CVU • MN • PP

**LMRL-4** Male Rotating Lock Luer • 1/4 inch Barb

**QC** CVU • MN • PP



Nut Assembly Color Guide



Lighter shades represent a material's transparency

**LMRLN-P** Rotating Nut Assembly

**QC** CVU • CVU-B • CVU-L • CVU-O • CVU-R • CVU-V • CVU-Y • MN • MN-B • MN-L • MN-O • MN-R • MN-V • MN-Y • PP • PP-B • PP-L • PP-O • PP-R • PP-V • PP-Y



# Slip Luers

QC =  
Cleanroom  
Manufactured

HOW TO BUILD YOUR SKU (Material Codes Key on page 186)

PRODUCT NO. [MATERIAL CODE]-[Cleanroom Manufactured(QC)]

LMS-1CVU-QC



**LMS-1** Male Slip Luer • 1/16 inch Barb

**QC** CVU • MN • NK • NK7 • PP

**LMS-1.5** Male Slip Luer • 3/32 inch Barb

**QC** CVU • MN • NK • NK7 • PP

**LMS-2** Male Slip Luer • 1/8 inch Barb

**QC** CVU • MN • NK • NK7 • PP

**LMS-2.5** Male Slip Luer • 5/32 inch Barb


**QC** CVU • MN • NK • NK7 • PP

**LMS-3** Male Slip Luer • 3/16 inch Barb

**QC** CVU • MN • NK • NK7 • PP

**LMS-4** Male Slip Luer • 1/4 inch Barb

**QC** CVU • MN • NK • NK7 • PP



**LSL** Luer Slip Elbow

**QC** CVU • MN • NK • NK7 • PP



**LF-C** Female Luer Coupler

**QC** CVU • MN • NK • NK7 • PP

# Luer Plugs

QC =  
Cleanroom  
Manufactured

HOW TO BUILD YOUR SKU (Material Codes Key on page 186)

PRODUCT NO. [MATERIAL CODE]-[Cleanroom Manufactured(QC)] → LF-PMN-QC



**LF-P** Female Luer Plug

**QC** CVU • MN • NK • NK7 • PP



**LM-P** Male Luer Plug

**QC** CVU • MN • NK • NK7 • PP



**LM-STOP** Male Luer with Stopper Plug

**QC** CVU • MN • NK • NK7 • PP



**LBLF-P** Female Large Bore Luer Plug


**QC** CVU • MN • NK • NK7 • PP



**LBLM-P** Male Large Bore Luer Plug

**QC** CVU • MN • NK • NK7 • PP

# Luer Plugs (CONTINUED)



**LMSL-P** Locking Luer Plug

**QC** CVU • MN • NK • NK7 • PP




**LMRL-P** Rotating Luer Plug

**QC** CVU • MN • NK • NK7 • PP

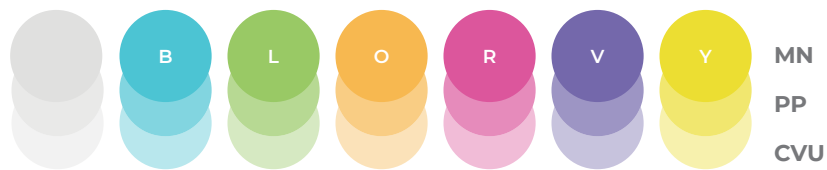


**LMS-P** Male Slip Luer Plug

**QC** CVU • MN • NK • NK7 • PP



Nut Assembly Color Guide



Lighter shades represent a material's transparency

**LMSLN-P** Stationary Luer Lock Plug and Nut Assembly

**QC** CVU • CVU-B • CVU-L • CVU-O • CVU-R • CVU-V • CVU-Y • MN • MN-B • MN-L • MN-O • MN-R • MN-V • MN-Y • PP • PP-B • PP-L • PP-O • PP-R • PP-V • PP-Y



Shop All  
Luers

# Tethered Luer Plugs

QC =  
Cleanroom  
Manufactured

HOW TO BUILD YOUR SKU (Material Codes Key on page 186)


PRODUCT NO. [MATERIAL CODE]-[Cleanroom Manufactured(QC)]

LMS-P-PTNK-QC



**LMS-P-PT** Male Tethered Slip Luer Plug

**QC** NK • NK7 • PP



**LF-P-PT** Female Tethered Luer Plug

**QC** NK • NK7 • PP



**LM-P-PT** Male Tethered Luer Plug

**QC** NK • NK7 • PP



**LBLF-P-PT** Female Tethered Large Bore Luer Plug

**QC** NK • NK7 • PP





**LBLM-P-PT** Male Tethered Large Bore Luer Plug

**QC** NK • NK7 • PP

STRAIGHT COUPLERS | REDUCTION COUPLERS

# Couplers





# Couplers

## STRAIGHT COUPLERS | REDUCTION COUPLERS

### PLASTIC HOSE BARB COUPLING

Our medical and pharmaceutical grade plastic tubing couplers are RoHS (Restriction of Hazardous Substances) compliant, meet USP Class VI requirements, and are animal derivative-free. Transportation and automotive barb couplings meet automotive standards and approvals. Browse our diverse selection of PVC-free straight and reduction couplers in a variety of durable and antimicrobial materials in sizes from 1/32 of an inch to 1 inch.

Eldon James features industry leading straight couplers and reduction couplers that are perfect for conjoining tubes of any kind. Safe for use in medical practices, our straight couplers and reduction couplers feature innovative single barb technology to stay firmly entrenched in the tubing.

We specialize in producing safe, efficient, and high quality products, all of which are made from Eco-friendly resins that won't leach pollutants or contaminate water, liquBarbs, gases, soil, or even other recyclable materials.

The benefits of PVC-free materials are great and varied, from safe transfer and storage of medical liquBarbs to easy disposal. Our couplers are non-corrosive, non-abrasive, and made from a variety of natural materials that are RoHS compliant and long-lasting when used correctly.

### ABOUT OUR NATURAL MATERIALS:

All Cleanroom Manufactured materials are ISO Class 7.

#### Natural Kynar (NK)

Natural Kynar is RoHS compliant and animal-derivative free in addition to being PVC-free. These ultra-tough, abrasion resistant products are ideal in harsh thermal, chemical, or ultraviolet environments.

#### Natural Nylon (NN)

Natural Nylon exhibits excellent tensile strength with moderate stiffness and high impact resistance. Great for automotive and industrial use with fuels, lubricants, and many chemicals.

#### Polypropylene (PP)

Polypropylene is a very versatile material and formulated for biomedical and bioprocess applications. It is radiation stable and is resistant to solvents, chemicals, water and other inorganic environments.



**ELDON JAMES' COUPLERS ARE EMPLOYED IN THE AUTOMOTIVE, BEVERAGE, AND SPECIFICALLY BIO-MEDICAL INDUSTRIES.**



# Straight Couplers

QC =  
Cleanroom  
Manufactured

HOW TO BUILD YOUR SKU (Material Codes Key on page 186)

PRODUCT NO. [MATERIAL CODE]-[Cleanroom Manufactured(QC)]

→ C0-1-200NK-QC



## C0-1-200 Straight Coupler • 1/16 inch Barb

AC • BN • GFBN • NK • NK7 • NN • PP • PVDF • WN • WP **QC** MN • NK • NK7 • PP

## C0-1.5-200 Straight Coupler • 3/32 inch Barb

AC • BN • GFBN • NK • NK7 • NN • PP • PVDF • WN • WP **QC** MN • NK • NK7 • PP

## C0-2 Straight Coupler • 1/8 inch Barb

SS

## C0-2-200 Straight Coupler • 1/8 inch Barb

AC • BN • GFBN • NK • NK7 • NN • PP • PVDF • WN • WP **QC** MN • NK • NK7 • PP

## C0-2.5 Straight Coupler • 5/32 inch Barb

AC • BN • GFBN • NK • NK7 • NN • PP • PVDF • SS • WN • WP **QC** MN • NK • NK7 • PP

## C0-3 Straight Coupler • 3/16 inch Barb

AC • BN • GFBN • NK • NK7 • NN • PP • PVDF • SS • WN • WP **QC** MN • NK • NK7 • PP

## C0-4 Straight Coupler • 1/4 inch Barb

AC • BN • GFBN • NK • NK7 • NN • PP • PVDF • SS • WN • WP **QC** MN • NK • NK7 • PP

## C0-5 Straight Coupler • 5/16 inch Barb

BN • GFBN • NK • NK7 • NN • PP • PVDF • SS • WN • WP **QC** MN • NK • NK7 • PP

# Straight Couplers (CONTINUED)



**C0-6 Straight Coupler • 3/8 inch Barb**

AC • BN • GFBN • NK • NK7 • NN • PP • PVDF • SS • WN • WP **QC** MN • NK • NK7 • PP

**C0-8 Straight Coupler • 1/2 inch Barb**

AC • BN • GFBN • NK • NK7 • NN • PP • PVDF • SS • WN • WP **QC** MN • NK • NK7 • PP

**C0-10 Straight Coupler • 5/8 inch Barb**

AC • BN • GFBN • NK • NK7 • NN • PP • PVDF • SS • WN • WP **QC** MN • NK • NK7 • PP

**C0-12 Straight Coupler • 3/4 inch Barb**

AC • BN • GFBN • NK • NK7 • NN • PP • PVDF • SS • WN • WP **QC** MN • NK • NK7 • PP

**C0-16 Straight Coupler • 1 inch Barb**

AC • BN • GFBN • NK • NK7 • NN • PP • PVDF • SS • WN • WP **QC** MN • NK • NK7 • PP



316L Stainless Steel



Shop All Couplers



# Reduction Couplers

QC =  
Cleanroom  
Manufactured

HOW TO BUILD YOUR SKU (Material Codes Key on page 186)

PRODUCT NO. [MATERIAL CODE]-[Cleanroom Manufactured(QC)]

C2-1-200NK-QC



## C1.5-1-200 Reduction Coupler • 3/32 x 1/16 inch Barb

AC • BN • GFBN • NK • NK7 • NN • PP • PVDF • WN • WP **QC** MN • NK • NK7 • PP

## C2-1-200 Reduction Coupler • 1/8 x 1/16 inch Barb

AC • BN • GFBN • NK • NK7 • NN • PP • PVDF • WN • WP **QC** MN • NK • NK7 • PP

## C2-1.5 Reduction Coupler • 1/8 x 3/32 inch Barb

SS

## C2.5-1.5-200 Reduction Coupler • 1/8 x 3/32 inch Barb

AC • BN • GFBN • NK • NK7 • NN • PP • PVDF • WN • WP **QC** MN • NK • NK7 • PP

## C2.5-1.5 Reduction Coupler • 5/32 x 3/32 inch Barb

SS

## C2.5-1.5-200 Reduction Coupler • 5/32 x 3/32 inch Barb

AC • BN • GFBN • NK • NK7 • NN • PP • PVDF • WN • WP **QC** MN • NK • NK7 • PP

## C2.5-2 Reduction Coupler • 5/32 x 1/8 inch Barb

AC • BN • GFBN • NK • NK7 • NN • PP • PVDF • WN • WP **QC** MN • NK • NK7 • PP

## C3-1-200 Reduction Coupler • 3/16 x 1/16 inch Barb

AC • BN • GFBN • NK • NK7 • NN • PP • PVDF • WN • WP **QC** MN • NK • NK7 • PP

# Reduction Couplers (CONTINUED)



## **C3-1.5-200** Reduction Coupler • 3/16 x 3/32 inch Barb

AC • BN • GFBN • NK • NK7 • NN • PP • PVDF • WN • WP **QC** MN • NK • NK7 • PP

## **C3-2** Reduction Coupler • 3/16 x 1/8 inch Barb

AC • BN • GFBN • NK • NK7 • NN • PP • PVDF • WN • WP **QC** MN • NK • NK7 • PP

## **C4-1-200** Reduction Coupler • 1/4 x 1/16 inch Barb

AC • BN • GFBN • NK • NK7 • NN • PP • PVDF • WN • WP **QC** MN • NK • NK7 • PP

## **C4-1.5-200** Reduction Coupler • 1/4 x 3/32 inch Barb

AC • BN • GFBN • NK • NK7 • NN • PP • PVDF • WN • WP **QC** MN • NK • NK7 • PP

## **C4-2** Reduction Coupler • 1/4 x 1/8 inch Barb

AC • BN • GFBN • NK • NK7 • NN • PP • PVDF • SS • WN • WP **QC** MN • NK • NK7 • PP

## **C4-2.5** Reduction Coupler • 1/4 x 5/32 inch Barb

AC • BN • GFBN • NK • NK7 • NN • PP • PVDF • SS • WN • WP **QC** MN • NK • NK7 • PP

## **C4-3** Reduction Coupler • 1/4 x 3/16 inch Barb

AC • BN • GFBN • NK • NK7 • NN • PP • PVDF • SS • WN • WP **QC** MN • NK • NK7 • PP

## **C5-2** Reduction Coupler • 5/16 x 1/8 inch Barb

AC • BN • GFBN • NK • NK7 • NN • PP • PVDF • WN • WP **QC** MN • NK • NK7 • PP

## **C5-2.5** Reduction Coupler • 5/16 x 5/32 inch Barb

AC • BN • GFBN • NK • NK7 • NN • PP • PVDF • WN • WP **QC** MN • NK • NK7 • PP



# Reduction Couplers (CONTINUED)

## **C5-3** Reduction Coupler • 5/16 x 3/16 inch Barb

AC • BN • GFBN • NK • NK7 • NN • PP • PVDF • WN • WP **QC** MN • NK • NK7 • PP

## **C5-4** Reduction Coupler • 5/16 x 1/4 inch Barb

AC • BN • GFBN • NK • NK7 • NN • PP • PVDF • SS • WN • WP **QC** MN • NK • NK7 • PP

## **C6-2** Reduction Coupler • 3/8 x 1/8 inch Barb

AC • BN • GFBN • NK • NK7 • NN • PP • PVDF • WN • WP **QC** MN • NK • NK7 • PP

## **C6-2.5** Reduction Coupler • 3/8 x 5/32 inch Barb

AC • BN • GFBN • NK • NK7 • NN • PP • PVDF • WN • WP **QC** MN • NK • NK7 • PP

## **C6-4** Reduction Coupler • 3/8 x 1/4 inch Barb

AC • BN • GFBN • NK • NK7 • NN • PP • PVDF • SS • WN • WP **QC** MN • NK • NK7 • PP

## **C6-5** Reduction Coupler • 3/8 x 5/16 inch Barb

AC • BN • GFBN • NK • NK7 • NN • PP • PVDF • WN • WP **QC** MN • NK • NK7 • PP

## **C8-4** Reduction Coupler • 1/2 x 1/4 inch Barb

AC • BN • GFBN • NK • NK7 • NN • PP • PVDF • SS • WN • WP **QC** MN • NK • NK7 • PP

## **C8-5** Reduction Coupler • 1/2 x 5/16 inch Barb

AC • BN • GFBN • NK • NK7 • NN • PP • PVDF • WN • WP **QC** MN • NK • NK7 • PP

## **C8-6** Reduction Coupler • 1/2 x 3/8 inch Barb

AC • BN • GFBN • NK • NK7 • NN • PP • PVDF • WN • WP **QC** MN • NK • NK7 • PP

## **C10-4** Reduction Coupler • 5/8 x 1/4 inch Barb

AC • BN • GFBN • NK • NK7 • NN • PP • PVDF • WN • WP **QC** MN • NK • NK7 • PP

## **C10-5** Reduction Coupler • 5/8 x 5/16 inch Barb

AC • BN • GFBN • NK • NK7 • NN • PP • PVDF • WN • WP **QC** MN • NK • NK7 • PP

# Reduction Couplers (CONTINUED)



## **C10-6** Reduction Coupler • 5/8 x 3/8 inch Barb

AC • BN • GFBN • NK • NK7 • NN • PP • PVDF • WN • WP **QC** MN • NK • NK7 • PP

## **C10-8** Reduction Coupler • 5/8 x 1/2 inch Barb

AC • BN • GFBN • NK • NK7 • NN • PP • PVDF • SS • WN • WP **QC** MN • NK • NK7 • PP

## **C12-6** Reduction Coupler • 3/4 x 3/8 inch Barb

AC • BN • GFBN • NK • NK7 • NN • PP • PVDF • WN • WP **QC** MN • NK • NK7 • PP

## **C12-8** Reduction Coupler • 3/4 x 1/2 inch Barb

AC • BN • GFBN • NK • NK7 • NN • PP • PVDF • SS • WN • WP **QC** MN • NK • NK7 • PP

## **C12-10** Reduction Coupler • 3/4 x 5/8 inch Barb

AC • BN • GFBN • NK • NK7 • NN • PP • PVDF • WN • WP **QC** MN • NK • NK7 • PP

## **C16-8** Reduction Coupler • 1 x 1/2 inch Barb

AC • BN • GFBN • NK • NK7 • NN • PP • PVDF • WN • WP **QC** MN • NK • NK7 • PP

## **C16-10** Reduction Coupler • 1 x 5/8 inch Barb

AC • BN • GFBN • NK • NK7 • NN • PP • PVDF • WN • WP **QC** MN • NK • NK7 • PP


## **C16-12** Reduction Coupler • 1 x 3/4 inch Barb

AC • BN • GFBN • NK • NK7 • NN • PP • PVDF • WN • WP **QC** MN • NK • NK7 • PP

CROSS FITTINGS | EQUAL Y-FITTINGS | REDUCTION Y-FITTINGS

# Cross & Y-Fittings





# Cross & Y-Fittings

**CROSS FITTINGS | EQUAL Y-FITTINGS | REDUCTION Y-FITTINGS**

## **BARBED CROSS AND WYE (Y) CONNECTORS**

Cross and Y (wye) barb fittings attach directly to a common hose end that in turn leads to a split into two or three outlets depending on the fitting type.

Our superior line of cross fittings, equal Y (wye) fittings, and reduction Y split hose connectors allows for multiple outlets from one common hose end and widely used in beverage lines, or other liquid or gas transfer applications.

Eldon James' equal Y split hose connectors are available in a variety of standard sizes from 1/6" to 1". Reduction Y barb fitting combinations range from 1/8" x 1/4" to 3/4" x 1". Equal barbed cross fitting sizes range from 1/16" to 1/2".

What's more, Eldon James products are PVC/DEHP-free, which eliminates the risk of the leaching and dispersal of pollutants, dioxins, and other harmful chemicals into liquids and the air.

## **ABOUT OUR NATURAL MATERIALS:**

All Cleanroom Manufactured materials are ISO Class 7.

### **Medical Nylon (MN)**

Nylon, which exhibits excellent tensile strength with moderate stiffness and high impact resistance. Great for medical uses to connect multiple tubes with fuels, lubricants, and many other chemicals.

### **Natural Kynar (NK)**

Natural Kynar is RoHS compliant and animal-derivative free in addition to being PVC-free. These ultra-tough, abrasion resistant products are ideal in harsh thermal, chemical, or ultraviolet environments.

### **Polypropylene (PP)**

Polypropylene is a very versatile material and formulated for biomedical and bioprocess applications. It is radiation stable and is resistant to solvents, chemicals, water, and other inorganic environments.



**ELDON JAMES' FITTINGS ARE WIDELY USED IN BEVERAGE LINES OR OTHER GAS TRANSFER APPLICATIONS.**

# Cross Fittings

QC =  
Cleanroom  
Manufactured

HOW TO BUILD YOUR SKU (Material Codes Key on page 186)

PRODUCT NO. [MATERIAL CODE]-[Cleanroom Manufactured(QC)]

→ X0-1-200NK-QC



## X0-1-200 Cross Fitting • 1/16 inch Barb

BN • NK • NK7 • NN • PP • PVDF • WN • WP **QC** MN • NK • NK7 • PP

## X0-2-200 Cross Fitting • 1/8 inch Barb

BN • NK • NK7 • NN • PP • PVDF • WN • WP **QC** MN • NK • NK7 • PP

## X0-3-200 Cross Fitting • 3/16 inch Barb

BN • NK • NK7 • NN • PP • PVDF • WN • WP **QC** MN • NK • NK7 • PP

## X0-4 Cross Fitting • 1/4 inch Barb

BN • GFBN • NK • NK7 • NN • PP • PVDF • WN • WP **QC** MN • NK • NK7 • PP

## X0-6-200 Cross Fitting • 3/8 inch Barb

BN • NK • NK7 • NN • PP • PVDF • WP **QC** MN • NK • NK7 • PP

## X0-8-200 Cross Fitting • 1/2 inch Barb

NK • NK7 • PP **QC** MN • NK • NK7 • PP

# Equal Y-Fittings

QC =  
Cleanroom  
Manufactured

HOW TO BUILD YOUR SKU (Material Codes Key on page 186)

PRODUCT NO. [MATERIAL CODE] - [Cleanroom Manufactured(QC)]

Y0-1NK-QC



## Y0-1 Equal Y-Fitting • 1/16 inch Barb

BN • NK • NK7 • NN • PP • PVDF • WN • WP **QC** MN • NK • NK7 • PP

## Y0-1.5 Equal Y-Fitting • 3/32 inch Barb

BN • NK • NK7 • NN • PP • PVDF • WN • WP **QC** MN • NK • NK7 • PP

## Y0-2 Equal Y-Fitting • 1/8 inch Barb

BN • GFBN • NK • NK7 • NN • PP • PVDF • WN • WP **QC** MN • NK • NK7 • PP

## Y0-2.5 Equal Y-Fitting • 5/32 inch Barb

BN • NK • NK7 • NN • PP • PVDF • SS • WN • WP **QC** MN • NK • NK7 • PP

## Y0-3 Equal Y-Fitting • 3/16 inch Barb

BN • GFBN • NK • NK7 • NN • PP • PVDF • SS • WN • WP **QC** MN • NK • NK7 • PP

## Y0-4 Equal Y-Fitting • 1/4 inch Barb

BN • GFBN • NK • NK7 • NN • PP • PVDF • WN • WP **QC** MN • NK • NK7 • PP

## Y0-5 Equal Y-Fitting • 5/16 inch Barb

AC • BN • GFBN • NK • NK7 • NN • PP • PVDF • SS **QC** MN • NK • NK7 • PP

## Y0-6 Equal Y-Fitting • 3/8 inch Barb

BN • GFBN • NK • NK7 • NN • PC • PP • PVDF • SS • WN • WP **QC** MN • NK • NK7 • PP



# Equal Y-Fittings (CONTINUED)



## **Y0-8** Equal Y-Fitting • 1/2 inch Barb

BN • GFBN • NK • NK7 • NN • PP • PVDF • SS • WN • WP **QC** MN • NK • NK7 • PP

## **Y0-10** Equal Y-Fitting • 5/8 inch Barb

BN • GFBN • NK • NK7 • NN • PP • PVDF • WN • WP **QC** MN • NK • NK7 • PP

## **Y0-12** Equal Y-Fitting • 3/4 inch Barb


BN • GFBN • NK • NK7 • NN • PP **QC** MN • NK • NK7 • PP

## **Y0-16** Equal Y-Fitting • 1 inch Barb

BN • NK • NK7 • NN • PP **QC** MN • NK • NK7 • PP



316L Stainless Steel



Shop All  
Fittings

# Reduction Y-Fittings

QC =  
Cleanroom  
Manufactured

HOW TO BUILD YOUR SKU (Material Codes Key on page 186)

PRODUCT NO. [MATERIAL CODE] - [Cleanroom Manufactured(QC)]

RY2-4NK-QC



## RY2-4 Reduction Y-Fitting • 1/8 x 1/4 inch Barb

BN • NK • NK7 • NN • PP • WN **QC** MN • NK • NK7 • PP

## RY3-5 Reduction Y-Fitting • 3/16 x 5/16 inch Barb

NK • NK7 • NN • PP **QC** MN • NK • NK7 • PP

## RY4-6 Reduction Y-Fitting • 1/4 x 3/8 inch Barb

BN • GFBN • NK • NK7 • NN • PP • PVDF • WN • WP **QC** MN • NK • NK7 • PP

## RY6-8 Reduction Y-Fitting • 3/8 x 1/2 inch Barb

BN • NK • NK7 • NN • PP **QC** MN • NK • NK7 • PP

## RY8-10 Reduction Y-Fitting • 1/2 x 5/8 inch Barb

BN • NK • NK7 • NN • PP **QC** MN • NK • NK7 • PP

## RY10-12 Reduction Y-Fitting • 5/8 x 3/4 inch Barb


BN • NK • NK7 • NN • PP **QC** MN • NK • NK7 • PP


## RY12-16 Reduction Y-Fitting • 3/4 x 1 inch Barb

BN • NK • NK7 • NN • PP **QC** MN • NK • NK7 • PP

EQUAL TEES | REDUCTION TEES  
THREADED TEES | BRITISH THREADED TEES

# Tee Fittings





# Tee Fittings

**EQUAL TEES | REDUCTION TEES**  
**THREADED TEES | BRITISH THREADED TEES**

Eldon James offers PVC-free tee fittings and connectors that are safer, tougher, and better than their plastic alternatives.

All Eldon James connectors and tubing are PVC-free, DEHP/BPA-free, and we offer antimicrobial fittings for the critical applications to protect against the threat of bacteria and biofilm formation.

Great for use across many industries, including the beverage, food, medical, industrial and automotive areas, our tee fittings are available from 1/16" to 1" barb to custom fit your needs. British threaded tee fittings are also available and our connectors are compatible with many metric sized hoses and tubes.

Eldon James has further revolutionized the tee fitting industry through our innovative single barb fitting style which offers unmatched benefits, including:

- A single barb design with no mold parting line, which prevents the “leak path” created by parting lines on typical barb connectors.
- An anti-rotation device located on the barb shaft prevents the tubing from rotating or twisting on the tee fitting.
- Clean, functional design has no protruding sharp edges, boxed corners, or excess material that can be detrimental to tubing.

## **ABOUT OUR NATURAL MATERIALS:**

All Cleanroom Manufactured materials are ISO Class 7.

### **Natural Kynar (NK)**

Natural Kynar is RoHS compliant and animal-derivative free in addition to being PVC-free. These ultra-tough, abrasion resistant products are ideal in harsh thermal, chemical, or ultraviolet environments.

### **Natural Nylon (NN)**

Natural Nylon exhibits excellent tensile strength with moderate stiffness and high impact resistance. Great for automotive and industrial use with fuels, lubricants, and many chemicals.

### **Polypropylene (PP)**

Polypropylene is a very versatile material and formulated for biomedical and bioprocess applications. It is radiation stable and is resistant to solvents, chemicals, water and other inorganic environments.



**ELDON JAMES' FITTINGS ARE EMPLOYED ACROSS MANY INDUSTRIES, INCLUDING BEVERAGE, FOOD, MEDICAL, INDUSTRIAL AND AUTOMOTIVE.**

# Equal Tees

QC =  
Cleanroom  
Manufactured

HOW TO BUILD YOUR SKU (Material Codes Key on page 186)

PRODUCT NO. [MATERIAL CODE]-[Cleanroom Manufactured(QC)]



T0-1-200NK-QC



## T0-1-200 Equal Tee • 1/16 inch Barb

AC • BN • NK • NK7 • NN • PP • PVDF • WN • WP **QC** MN • NK • NK7 • PP

## T0-1.5-200 Equal Tee • 3/32 inch Barb

AC • BN • NK • NK7 • NN • PP • PVDF • WN • WP **QC** MN • NK • NK7 • PP

## T0-2-200 Equal Tee • 1/8 inch Barb

AC • BN • NK • NK7 • NN • PP • PVDF • WN • WP **QC** MN • NK • NK7 • PP

## T0-2 Equal Tee • 1/8 inch Barb

SS

## T0-2.5 Equal Tee • 5/32 inch Barb

AC • BN • GFBN • NK • NK7 • NN • PP • PVDF • SS • WN • WP **QC** MN • NK • NK7 • PP

## T0-3 Equal Tee • 3/16 inch Barb

AC • BN • GFBN • NK • NK7 • NN • PP • PVDF • SS • WN • WP **QC** MN • NK • NK7 • PP

## T0-4 Equal Tee • 1/4 inch Barb

AC • BN • GFBN • NK • NK7 • NN • PP • PVDF • SS • WN • WP **QC** MN • NK • NK7 • PP

## T0-5 Equal Tee • 5/16 inch Barb

AC • BN • GFBN • NK • NK7 • NN • PP • PVDF • SS • WN • WP **QC** MN • NK • NK7 • PP

# Equal Tees (CONTINUED)



**T0-6 Equal Tee • 3/8 inch Barb**

AC • BN • GFBN • NK • NK7 • NN • PC • PP • PVDF • SS • WN • WP **QC** MN • NK • NK7 • PP

**T0-8 Equal Tee • 1/2 inch Barb**

AC • BN • GFBN • NK • NK7 • NN • PP • PVDF • SS • WN • WP **QC** MN • NK • NK7 • PP

**T0-10 Equal Tee • 5/8 inch Barb**

BN • GFBN • NK • NK7 • NN • PP • PVDF • SS • WN • WP **QC** MN • NK • NK7 • PP

**T0-12 Equal Tee • 3/4 inch Barb**

BN • GFBN • NK • NK7 • NN • PP • PVDF • SS • WN • WP **QC** MN • NK • NK7 • PP

**T0-16 Equal Tee • 1 inch Barb**

BN • GFBN • NK • NK7 • NN • PP • PVDF • WN • WP **QC** MN • NK • NK7 • PP



316L Stainless Steel



Shop All Tee Fittings

## Reduction Tees

QC =  
Cleanroom  
Manufactured

HOW TO BUILD YOUR SKU (Material Codes Key on page 186)

PRODUCT NO. [MATERIAL CODE]-[Cleanroom Manufactured(QC)]

RT2-1-200NK-QC



**LRT4-1.5-200** Asymmetric Tee • 1/4 x 1/4 x 3/32 inch Barb

GFBN • MN • NK • NK7 • NN • PP • WN

**LRT4-3-200** Asymmetric Tee • 1/4 x 1/4 x 3/16 inch Barb

GFBN • MN • NK • NK7 • NN • PP • WN

**LRT6-12** Asymmetric Tee • 3/8 x 3/8 x 3/4 inch Barb

GFBN • MN • NK • NK7 • NN • PP • WN



**RT1-1.5-200** Reduction Tee • 1/16 x 3/32 inch Barb

BN • NK • NK7 • NN • PP **QC** MN • NK • NK7 • PP

**RT1-2-200** Reduction Tee • 1/16 x 1/8 inch Barb

BN • NK • NK7 • NN • PP **QC** MN • NK • NK7 • PP

**RT2-1-200** Reduction Tee • 1/8 x 1/16 inch Barb

NK • NK7 • NN • PP **QC** MN • NK • NK7 • PP

**RT2-1.5-200** Reduction Tee • 1/8 x 3/32 inch Barb

BN • NK • NK7 • NN • PP **QC** MN • NK • NK7 • PP

**RT2-2.5-200** Reduction Tee • 1/8 x 5/32 inch Barb

BN • NK • NK7 • NN • PP **QC** MN • NK • NK7 • PP

**RT2-3-200** Reduction Tee • 1/8 x 3/16 inch Barb

NK • NK7 • NN • PP **QC** MN • NK • NK7 • PP

**RT2-4-200** Reduction Tee • 1/8 x 1/4 inch Barb

BN • NK • NK7 • NN • PP • WN **QC** MN • NK • NK7 • PP

## Reduction Tees (CONTINUED)

**RT2-5** Reduction Tee • 1/8 x 5/16 inch Barb

SS

**RT2.5-6** Reduction Tee • 5/32 x 3/8 inch BarbBN • GFBN • NK • NK7 • NN • PP • PVDF • WN • WP **QC** MN • NK • NK7 • PP**RT4-1.5-200** Reduction Tee • 1/4 x 3/32 inch BarbNK • NK7 • NN • PP **QC** MN • NK • NK7 • PP**RT4-2-200** Reduction Tee • 1/4 x 1/8 inch BarbBN • NK • NK7 • NN • PP • WP **QC** MN • NK • NK7 • PP**RT4-3-200** Reduction Tee • 1/4 x 3/16 inch BarbBN • NK • NK7 • NN • PP • WP **QC** MN • NK • NK7 • PP**RT4-6** Reduction Tee • 1/4 x 3/8 inch BarbBN • GFBN • NK • NK7 • NN • PP • PVDF • WN • WP **QC** MN • NK • NK7 • PP**RT4-10** Reduction Tee • 1/4 x 5/8 inch BarbBN • GFBN • NK • NK7 • NN • PP • PVDF • WN • WP **QC** MN • NK • NK7 • PP**RT6-2.5** Reduction Tee • 3/8 x 5/32 inch BarbBN • GFBN • NK • NK7 • NN • PP • PVDF • WN • WP **QC** MN • NK • NK7 • PP**RT6-4** Reduction Tee • 3/8 x 1/4 inch BarbBN • GFBN • NK • NK7 • NN • PP • PVDF • SS • WN • WP **QC** MN • NK • NK7 • PP**RT6-5** Reduction Tee • 3/8 x 5/16 inch Barb

SS

**RT6-10** Reduction Tee • 3/8 x 5/8 inch BarbBN • GFBN • NK • NK7 • NN • PP • PVDF • WN • WP **QC** MN • NK • NK7 • PP**RT8-4** Reduction Tee • 1/2 x 1/4 inch BarbBN • GFBN • NK • NK7 • NN • PP • PVDF • WN • WP **QC** MN • NK • NK7 • PP**RT8-5** Reduction Tee • 1/2 x 5/16 inch BarbBN • GFBN • NK • NK7 • NN • PP • PVDF • SS • WN • WP **QC** MN • NK • NK7 • PP



# Reduction Tees (CONTINUED)



## **RT8-6** Reduction Tee • 1/2 x 3/8 inch Barb

BN • GFBN • NK • NK7 • NN • PP • PVDF • WN • WP **QC** MN • NK • NK7 • PP

## **RT10-5** Reduction Tee • 5/8 x 5/16 inch Barb

AC • BN • GFBN • NK • NK7 • NN • PP • PVDF • SS • WN • WP

**QC** MN • NK • NK7 • PP

## **RT10-6** Reduction Tee • 5/8 x 3/8 inch Barb

BN • GFBN • NK • NK7 • NN • PP • PVDF • SS • WN • WP **QC** MN • NK • NK7 • PP

## **RT12-6** Reduction Tee • 3/4 x 3/8 inch Barb

BN • GFBN • NK • NK7 • NN • PP • PVDF • WN • WP **QC** MN • NK • NK7 • PP

## **RT12-8** Reduction Tee • 3/4 x 1/2 inch Barb

BN • GFBN • NK • NK7 • NN • PP • PVDF • WN • WP **QC** MN • NK • NK7 • PP

## **RT12-10** Reduction Tee • 3/4 x 5/8 inch Barb

BN • GFBN • NK • NK7 • NN • PP • PVDF • WN • WP **QC** MN • NK • NK7 • PP

## **RT12-16** Reduction Tee • 3/4 x 1 inch Barb

GFBN **QC** NK • NK7 • PP

## **RT16-8** Reduction Tee • 1 x 1/2 inch Barb

BN • GFBN • NK • NK7 • NN • PP • PVDF • WN • WP **QC** MN • NK • NK7 • PP

## **RT16-10** Reduction Tee • 1 x 5/8 inch Barb

BN • GFBN • NK • NK7 • NN • PP • PVDF • WN • WP **QC** MN • NK • NK7 • PP

## **RT16-12** Reduction Tee • 1 x 3/4 inch Barb

GFBN **QC** NK • NK7 • PP

## **RT20-12** Reduction Tee • 1-1/4 x 3/4 inch Barb

BN • GFBN • NK • NK7 • NN • PP • PVDF • WN • WP **QC** MN • NK • NK7 • PP

## **RT28-14** Reduction Tee • 1-3/4 x 7/8 inch Barb

BN • GFBN • NK • NK7 • NN • PP • PVDF • WN • WP **QC** MN • NK • NK7 • PP


# Threaded Tees

QC =  
Cleanroom  
Manufactured

HOW TO BUILD YOUR SKU (Material Codes Key on page 186)

PRODUCT NO. [MATERIAL CODE]-[Cleanroom Manufactured(QC)] →

T2-2NK-QC



## T2-2 Threaded Tee • 1/8 inch NPT – 1/8 inch Barb

AC • BN • GFBN • NK • NK7 • NN • PP • PVDF • WN • WP **QC** MN • NK • NK7 • PP

## T2-2.5 Threaded Tee • 1/8 inch NPT – 5/32 inch Barb

BN • GFBN • NK • NK7 • NN • PP • PVDF • WN • WP **QC** MN • NK • NK7 • PP

## T2-3 Threaded Tee • 1/8 inch NPT – 3/16 inch Barb

BN • GFBN • NK • NK7 • NN • PP • PVDF • WN • WP **QC** MN • NK • NK7 • PP

## T2-4 Threaded Tee • 1/8 inch NPT – 1/4 inch Barb

BN • GFBN • NK • NK7 • NN • PP • PVDF • WN • WP **QC** MN • NK • NK7 • PP

## T2-5 Threaded Tee • 1/8 inch NPT – 5/16 inch Barb

BN • GFBN • NK • NK7 • NN • PP • PVDF • WN • WP **QC** MN • NK • NK7 • PP

## T2-6 Threaded Tee • 1/8 inch NPT – 3/8 inch Barb

BN • GFBN • NK • NK7 • NN • PP • PVDF • WN • WP **QC** MN • NK • NK7 • PP

## T4-2 Threaded Tee • 1/4 inch NPT – 1/8 inch Barb

BN • GFBN • NK • NK7 • NN • PP • PVDF • WN • WP **QC** MN • NK • NK7 • PP

## T4-2.5 Threaded Tee • 1/4 inch NPT – 5/32 inch Barb

BN • GFBN • NK • NK7 • NN • PP • PVDF • WN • WP **QC** MN • NK • NK7 • PP

# Threaded Tees (CONTINUED)

## **T4-3** Threaded Tee • 1/4 inch NPT – 3/16 inch Barb

BN • GFBN • NK • NK7 • NN • PP • PVDF • WN • WP **QC** MN • NK • NK7 • PP

---

## **T4-4** Threaded Tee • 1/4 inch NPT – 1/4 inch Barb

BN • GFBN • NK • NK7 • NN • PP • PVDF • WN • WP **QC** MN • NK • NK7 • PP

---

## **T4-5** Threaded Tee • 1/4 inch NPT – 5/16 inch Barb

BN • GFBN • NK • NK7 • NN • PP • PVDF • WN • WP **QC** MN • NK • NK7 • PP

---

## **T4-6** Threaded Tee • 1/4 inch NPT – 3/8 inch Barb

BN • GFBN • NK • NK7 • NN • PP • PVDF • WN • WP **QC** MN • NK • NK7 • PP

---

## **T4-8** Threaded Tee • 1/4 inch NPT – 1/2 inch Barb

BN • GFBN • NK • NK7 • NN • PP • PVDF • WN • WP **QC** MN • NK • NK7 • PP

---

## **T6-4** Threaded Tee • 3/8 inch NPT – 1/4 inch Barb

BN • GFBN • NK • NK7 • NN • PP • PVDF • WN • WP **QC** MN • NK • NK7 • PP

---

## **T6-5** Threaded Tee • 3/8 inch NPT – 5/16 inch Barb

BN • GFBN • NK • NK7 • NN • PP • PVDF • WN • WP **QC** MN • NK • NK7 • PP

---

## **T6-6** Threaded Tee • 3/8 inch NPT – 3/8 inch Barb

BN • GFBN • NK • NK7 • NN • PP • PVDF • WN • WP **QC** MN • NK • NK7 • PP

---

## **T6-8** Threaded Tee • 3/8 inch NPT – 1/2 inch Barb

BN • GFBN • NK • NK7 • NN • PP • PVDF • WN • WP **QC** MN • NK • NK7 • PP

---

## **T8-4** Threaded Tee • 1/2 inch NPT – 1/4 inch Barb


BN • GFBN • NK • NK7 • NN • PP • PVDF • WN • WP **QC** MN • NK • NK7 • PP

---

## **T8-6** Threaded Tee • 1/2 inch NPT – 3/8 inch Barb

BN • GFBN • NK • NK7 • NN • PP • PVDF • WN • WP **QC** MN • NK • NK7 • PP

# Threaded Tees (CONTINUED)



**T8-8 Threaded Tee • 1/2 inch NPT – 1/2 inch Barb**

BN • GFBN • NK • NK7 • NN • PP • PVDF • WN • WP **QC** MN • NK • NK7 • PP

**T8-10 Threaded Tee • 1/2 inch NPT – 5/8 inch Barb**

BN • GFBN • NK • NK7 • NN • PP • PVDF • WN • WP **QC** MN • NK • NK7 • PP

**T8-12 Threaded Tee • 1/2 inch NPT – 3/4 inch Barb**

BN • GFBN • NK • NK7 • NN • PP • PVDF • WN • WP **QC** MN • NK • NK7 • PP

**T12-4 Threaded Tee • 3/4 inch NPT – 1/4 inch Barb**

BN • GFBN • NK • NK7 • NN • PP • PVDF • WN • WP **QC** MN • NK • NK7 • PP

**T12-6 Threaded Tee • 3/4 inch NPT – 3/8 inch Barb**

BN • GFBN • NK • NK7 • NN • PP • PVDF • WN • WP **QC** MN • NK • NK7 • PP

**T12-8 Threaded Tee • 3/4 inch NPT – 1/2 inch Barb**

BN • GFBN • NK • NK7 • NN • PP • PVDF • WN • WP **QC** MN • NK • NK7 • PP

**T12-10 Threaded Tee • 3/4 inch NPT – 5/8 inch Barb**

BN • GFBN • NK • NK7 • NN • PP • PVDF • WN • WP **QC** MN • NK • NK7 • PP

**T12-12 Threaded Tee • 3/4 inch NPT – 3/4 inch Barb**

BN • GFBN • NK • NK7 • NN • PP • PVDF • WN • WP **QC** MN • NK • NK7 • PP

**T12-16 Threaded Tee • 3/4 inch NPT – 1 inch Barb**

BN • GFBN • NK • NK7 • NN • PP • PVDF • WN • WP **QC** MN • NK • NK7 • PP

**T16-12 Threaded Tee • 1 inch NPT – 3/4 inch Barb**

BN • GFBN • NK • NK7 • NN • PP • PVDF • WN • WP **QC** MN • NK • NK7 • PP


**T16-16 Threaded Tee • 1 inch NPT – 1 inch Barb**

BN • GFBN • NK • NK7 • NN • PP • PVDF • WN • WP **QC** MN • NK • NK7 • PP

# British Threaded Tees

HOW TO BUILD YOUR SKU (Material Codes Key on page 186)

PRODUCT NO. [MATERIAL CODE] → T2B-2.5NN



## T2B-2.5 British Threaded Tees • 1/8 inch BSPT – 5/32 inch Barb

BN • GFBN • NK • NK7 • NN • PP • PVDF • WN • WP

## T2B-4 British Threaded Tees • 1/8 inch BSPT – 1/4 inch Barb

BN • GFBN • NK • NK7 • NN • PP • PVDF • WN • WP

## T2B-6 British Threaded Tees • 1/8 inch BSPT – 3/8 inch Barb

BN • GFBN • NK • NK7 • NN • PP • PVDF • WN • WP

## T4B-2.5 British Threaded Tees • 1/4 inch BSPT – 5/32 inch Barb

BN • GFBN • NK • NK7 • NN • PP • PVDF • WN • WP

## T4B-3 British Threaded Tees • 1/4 inch BSPT – 3/16 inch Barb

BN • GFBN • NK • NK7 • NN • PP • PVDF • WN • WP

## T4B-4 British Threaded Tees • 1/4 inch BSPT – 1/4 inch Barb

BN • GFBN • NK • NK7 • NN • PP • PVDF • WN • WP


## T4B-5 British Threaded Tees • 1/4 inch BSPT – 5/16 inch Barb

BN • GFBN • NK • NK7 • NN • PP • PVDF • WN • WP

## T4B-6 British Threaded Tees • 1/4 inch BSPT – 3/8 inch Barb

BN • GFBN • NK • NK7 • NN • PP • PVDF • WN • WP

# British Threaded Tees (CONTINUED)



**T4B-8** British Threaded Tees • 1/4 inch BSPT – 1/2 inch Barb

BN • GFBN • NK • NK7 • NN • PP • PVDF • WN • WP

**T6B-4** British Threaded Tees • 3/8 inch BSPT – 1/4 inch Barb

BN • GFBN • NK • NK7 • NN • PP • PVDF • WN • WP

**T6B-5** British Threaded Tees • 3/8 inch BSPT – 5/16 inch Barb

BN • GFBN • NK • NK7 • NN • PP • PVDF • WN • WP

**T6B-6** British Threaded Tees • 3/8 inch BSPT – 3/8 inch Barb

BN • GFBN • NK • NK7 • NN • PP • PVDF • WN • WP

**T6B-8** British Threaded Tees • 3/8 inch BSPT – 1/2 inch Barb

BN • GFBN • NK • NK7 • NN • PP • PVDF • WN • WP



EQUAL 90 DEGREE ELBOWS | REDUCTION ELBOWS  
THREADED ELBOWS | BRITISH THREADED ELBOWS

# Elbow Fittings





Shop All  
Elbows

# Elbow Fittings

**EQUAL 90 DEGREE ELBOWS | REDUCTION ELBOWS  
THREADED ELBOWS | BRITISH THREADED ELBOWS**

Change your flow with our easy to install 90-degree elbow fitting or elbow reducer. Our quarter bend elbow is made to fit in a tight space. We offer threaded 90° elbows with a wide range of thread types NPT, UNF, and NPSM as well as British threaded elbows (BSPT).

To allow easy change of direction for your medical, automotive, or beverage applications, we manufacture our elbow fittings our single barb which allows the tube to be compressed behind the barb. This creates a seal that is far more secure than what can be achieved using fittings the multiple barb configurations.

The benefits of the Eldon James' innovative barb fittings include:

- A single barb design, ranging from 1/16th of an inch to one inch, which is precision molded with no mold parting line.
- Anti-rotation to prevent stress and wear on the tubing well.
- A smooth, glass-like surface to allow for an excellent seal within the tube.
- No parting lines, which are present in multiple barb fittings and can create a leak path and ultimately cause failure.

Our innovative elbow fittings are available as equal 90-degree elbows, reduction elbows, threaded elbows, and British threaded elbow styles to match industry requirements.

## **ABOUT OUR NATURAL MATERIALS:**

All Cleanroom Manufactured materials are ISO Class 7.

### **Natural Kynar (NK)**

Natural Kynar is RoHS compliant and animal-derivative free in addition to being PVC-free. These ultra-tough, abrasion resistant products are ideal in harsh thermal, chemical, or ultraviolet environments.

### **Natural Nylon (NN)**

Natural Nylon exhibits excellent tensile strength with moderate stiffness and high impact resistance. Great for automotive and industrial use with fuels, lubricants, and many chemicals.

### **Polypropylene (PP)**

Polypropylene is a very versatile material and formulated for biomedical and bioprocess applications. It is radiation stable and is resistant to solvents, chemicals, water and other inorganic environments.



**ELDON JAMES' FITTINGS HAS YOUR SOLUTION FOR THE MEDICAL, FOOD & BEVERAGE, AND AUTOMOTIVE INDUSTRIES.**



# Equal 90 Degree Elbows

QC =  
Cleanroom  
Manufactured

HOW TO BUILD YOUR SKU (Material Codes Key on page 186)

PRODUCT NO. [MATERIAL CODE]-[Cleanroom Manufactured(QC)]

→ L0-1-200NK-QC



## L0-1-200 Equal 90 Degree Elbow • 1/16 inch Barb

AC • BN • NK • NK7 • NN • PP • PVDF • WN • WP **QC** MN • NK • NK7 • PP

## L0-1.5-200 Equal 90 Degree Elbow • 3/32 inch Barb

AC • BN • NK • NK7 • NN • PP • PVDF • WN • WP **QC** MN • NK • NK7 • PP

## L0-2 Equal 90 Degree Elbow • 1/8 inch Barb

SS

## L0-2-200 Equal 90 Degree Elbow • 1/8 inch Barb

AC • BN • NK • NK7 • NN • PP • PVDF • WN • WP **QC** MN • NK • NK7 • PP

## L0-2.5 Equal 90 Degree Elbow • 5/32 inch Barb

AC • BN • GFBN • NK • NK7 • NN • PP • PVDF • SS • WN • WP **QC** MN • NK • NK7 • PP

## L0-3 Equal 90 Degree Elbow • 3/16 inch Barb

AC • BN • GFBN • NK • NK7 • NN • PP • PVDF • SS • WN • WP **QC** MN • NK • NK7 • PP

## L0-4 Equal 90 Degree Elbow • 1/4 inch Barb

AC • BN • GFBN • NK • NK7 • NN • PP • PVDF • SS • WN • WP **QC** MN • NK • NK7 • PP

## L0-5 Equal 90 Degree Elbow • 5/16 inch Barb

BN • GFBN • NK • NK7 • NN • PP • PVDF • SS • WN • WP **QC** MN • NK • NK7 • PP

# Equal 90 Degree Elbows (CONTINUED)



**L0-6 Equal 90 Degree Elbow • 3/8 inch Barb**

AC • BN • GFBN • NK • NK7 • NN • PP • PVDF • SS • WN • WP **QC** MN • NK • NK7 • PP

**L0-8 Equal 90 Degree Elbow • 1/2 inch Barb**

AC • BN • GFBN • NK • NK7 • NN • PP • PVDF • SS • WN • WP **QC** MN • NK • NK7 • PP

**L0-10 Equal 90 Degree Elbow • 5/8 inch Barb**

BN • GFBN • NK • NK7 • NN • PP • PVDF • SS • WN • WP **QC** MN • NK • NK7 • PP

**L0-12 Equal 90 Degree Elbow • 3/4 inch Barb**

AC • BN • GFBN • NK • NK7 • NN • PP • PVDF • SS • WN • WP **QC** MN • NK • NK7 • PP

**L0-16 Equal 90 Degree Elbow • 1 inch Barb**

AC • BN • GFBN • NK • NK7 • NN • PP • PVDF • WN • WP **QC** MN • NK • NK7 • PP



316L Stainless Steel



Shop All  
Elbows

# Reduction Elbows

QC =  
Cleanroom  
Manufactured

HOW TO BUILD YOUR SKU (Material Codes Key on page 186)

PRODUCT NO. [MATERIAL CODE]-[Cleanroom Manufactured(QC)] →

RL2-1-200NK-QC



## RL1.5-1-200 Reduction Elbow • 3/32 x 1/16 inch Barb

BN • NK • NK7 • NN • PP **QC** MN • NK • NK7 • PP

## RL2-1-200 Reduction Elbow • 1/8 x 1/16 inch Barb

BN • NK • NK7 • NN • PP • WP **QC** MN • NK • NK7 • PP

## RL2-1.5-200 Reduction Elbow • 1/8 x 3/32 inch Barb

BN • NK • NK7 • NN • PP **QC** MN • NK • NK7 • PP

## RL3-2-200 Reduction Elbow • 3/16 x 1/8 inch Barb

BN • NK • NK7 • NN • PP **QC** MN • NK • NK7 • PP

## RL4-2-200 Reduction Elbow • 1/4 x 1/8 inch Barb

BN • NK • NK7 • NN • PP • WN **QC** MN • NK • NK7 • PP

## RL5-4 Reduction Elbow • 5/16 x 1/4 inch Barb

BN • GFBN • NK • NK7 • NN • PP • PVDF • WN • WP **QC** MN • NK • NK7 • PP


## RL6-4 Reduction Elbow • 3/8 x 1/4 Barb

BN • GFBN • NK • NK7 • NN • PP • PVDF • WN • WP **QC** MN • NK • NK7 • PP

## RL6-5 Reduction Elbow • 3/8 x 5/16 inch Barb

SS

# Reduction Elbows (CONTINUED)

**RL8-4 Reduction Elbow • 1/2 x 1/4 inch Barb**BN • GFBN • NK • NK7 • NN • PP • PVDF • WN • WP **QC** MN • NK • NK7 • PP**RL8-6 Reduction Elbow • 1/2 x 3/8 inch Barb**BN • GFBN • NK • NK7 • NN • PP • PVDF • WN • WP **QC** MN • NK • NK7 • PP**RL16-12 Reduction Elbow • 3/4 x 1/2 inch Barb**GFBN **QC** NK • NK7 • PPShop All  
Elbows


# Threaded Elbows

QC =  
Cleanroom  
Manufactured

HOW TO BUILD YOUR SKU (Material Codes Key on page 186)

PRODUCT NO. [MATERIAL CODE]-[Cleanroom Manufactured(QC)]

L2-1-200NK-QC



## L2-1-200 Threaded Elbow • 1/18 inch – 27 NPT x 1/16 inch Barb

AC • BN • NK • NK7 • NN • PP **QC** MN • NK • NK7 • PP

## L2-1.5-200 Threaded Elbow • 1/18 inch – 27 NPT x 3/32 inch Barb

BN • NK • NK7 • NN • PP • WN **QC** MN • NK • NK7 • PP

## L2-2 Threaded Elbow • 1/8 inch NPT x 1/8 inch Barb

BN • GFBN • NK • NK7 • NN • PP • PVDF • WN • WP **QC** MN • NK • NK7 • PP

## L2-2.5 Threaded Elbow • 1/8 inch NPT x 5/32 inch Barb

BN • GFBN • NK • NK7 • NN • PP • PVDF • WN • WP **QC** MN • NK • NK7 • PP

## L2-3 Threaded Elbow • 1/8 inch NPT x 3/16 inch Barb

BN • GFBN • NK • NK7 • NN • PP • PVDF • WN • WP **QC** MN • NK • NK7 • PP

## L2-4 Threaded Elbow • 1/8 inch NPT x 1/4 inch Tube Barb

AC • BN • GFBN • NK • NK7 • NN • PP • PVDF • WN • WP **QC** MN • NK • NK7 • PP

## L2-5 Threaded Elbow • 1/8 inch NPT x 5/16 inch Barb

BN • GFBN • NK • NK7 • NN • PP • PVDF • WN • WP **QC** MN • NK • NK7 • PP

## L2-6 Threaded Elbow • 1/8 inch NPT x 3/8 inch Barb

BN • GFBN • NK • NK7 • NN • PP • PVDF • WN • WP **QC** MN • NK • NK7 • PP

# Threaded Elbows (CONTINUED)



## L4-2 Threaded Elbow • 1/4 inch NPT x 1/8 inch Barb

BN • GFBN • NK • NK7 • NN • PP • PVDF • WN • WP **QC** MN • NK • NK7 • PP

## L4-2.5 Threaded Elbow • 1/4 inch NPT x 5/32 inch Barb

BN • GFBN • NK • NK7 • NN • PP • PVDF • WN • WP **QC** MN • NK • NK7 • PP

## L4-3 Threaded Elbow • 1/4 inch NPT x 1/8 inch Barb

BN • GFBN • NK • NK7 • NN • PP • PVDF • WN • WP **QC** MN • NK • NK7 • PP

## L4-4 Threaded Elbow • 1/4 inch NPT x 3/16 inch Barb

AC • BN • GFBN • NK • NK7 • NN • PP • PVDF • WN • WP **QC** MN • NK • NK7 • PP

## L4-5 Threaded Elbow • 1/4 inch NPT x 5/16 inch Barb

BN • GFBN • NK • NK7 • NN • PP • PVDF • WN • WP **QC** MN • NK • NK7 • PP

## L4-6 Threaded Elbow • 1/4 inch NPT x 3/8 inch Barb

AC • BN • GFBN • NK • NK7 • NN • PP • PVDF • WN • WP **QC** MN • NK • NK7 • PP

## L4-8 Threaded Elbow • 1/4 inch NPT x 1/2 inch Barb

BN • GFBN • NK • NK7 • NN • PP • PVDF • WN • WP **QC** MN • NK • NK7 • PP

## L6-4 Threaded Elbow • 3/8 inch NPT x 1/4 inch Barb

BN • GFBN • NK • NK7 • NN • PP • PVDF • WN • WP **QC** MN • NK • NK7 • PP

## L6-5 Threaded Elbow • 3/8 inch NPT x 5/16 inch Barb

BN • GFBN • NK • NK7 • NN • PP • PVDF • WN • WP **QC** MN • NK • NK7 • PP

# Threaded Elbows (CONTINUED)

## **L6-6 Threaded Elbow • 3/8 inch NPT x 5/16 inch Barb**

AC · BN · GFBN · NK · NK7 · NN · PP · PVDF · WN · WP **QC** MN · NK · NK7 · PP

---

## **L6-8 Threaded Elbow • 3/8 inch NPT x 1/2 inch Barb**

AC · BN · GFBN · NK · NK7 · NN · PP · PVDF · WN · WP **QC** MN · NK · NK7 · PP

---

## **L8-4 Threaded Elbow • 1/2 inch NPT x 1/4 inch Barb**

BN · GFBN · NK · NK7 · NN · PP · PVDF · WN · WP **QC** MN · NK · NK7 · PP

---

## **L8-6 Threaded Elbow • 1/2 inch NPT x 3/8 inch Barb**

BN · GFBN · NK · NK7 · NN · PP · PVDF · WN · WP **QC** MN · NK · NK7 · PP

---

## **L8-8 Threaded Elbow • 1/2 inch NPT x 1/2 inch Barb**

BN · GFBN · NK · NK7 · NN · PP · PVDF · WN · WP **QC** MN · NK · NK7 · PP

---

## **L8-10 Threaded Elbow • 1/2 inch NPT x 5/8 inch Barb**

BN · GFBN · NK · NK7 · NN · PP · PVDF · WN · WP **QC** MN · NK · NK7 · PP

---

## **L8-12 Threaded Elbow • 1/2 inch NPT x 3/4 inch Barb**

BN · GFBN · NK · NK7 · NN · PP · PVDF · WN · WP **QC** MN · NK · NK7 · PP

---

## **L12-4 Threaded Elbow • 3/4 inch NPT x 1/4 inch Barb**

BN · GFBN · NK · NK7 · NN · PP · PVDF · WN · WP **QC** MN · NK · NK7 · PP

---

## **L12-6 Threaded Elbow • 3/4 inch NPT x 3/8 inch Barb**

BN · GFBN · NK · NK7 · NN · PP · PVDF · WN · WP **QC** MN · NK · NK7 · PP

---

## **L12-8 Threaded Elbow • 3/4 inch NPT x 1/2 inch Barb**

BN · GFBN · NK · NK7 · NN · PP · PVDF · WN · WP **QC** MN · NK · NK7 · PP

---

## **L12-10 Threaded Elbow • 3/4 inch NPT x 5/8 inch Barb**

BN · GFBN · NK · NK7 · NN · PP · PVDF · WN · WP **QC** MN · NK · NK7 · PP

# Threaded Elbows (CONTINUED)



**L12-12** Threaded Elbow • 1/2 inch NPT x 3/4 inch Barb

BN · GFBN · NK · NK7 · NN · PP · PVDF · WN · WP **QC** MN · NK · NK7 · PP

**L12-16** Threaded Elbow • 3/4 inch NPT x 1 inch Barb

BN · GFBN · NK · NK7 · NN · PP · PVDF · WN · WP **QC** MN · NK · NK7 · PP

**L16-12** Threaded Elbow • 1 inch NPT x 3/4 inch Barb

BN · GFBN · NK · NK7 · NN · PP · PVDF · WN · WP **QC** MN · NK · NK7 · PP

**L16-16** Threaded Elbow • 1 inch NPT x 1 inch Barb

AC · BN · GFBN · NK · NK7 · NN · PP · PVDF · WN · WP **QC** MN · NK · NK7 · PP



**L1032-1-200** Threaded Elbow • 10 – 32 UNF x 1/16 inch Barb

AC · BN · NK · NK7 · NN · PP · WN · WP **QC** MN · NK · NK7 · PP

**L1032-1.5-200** Threaded Elbow • 10 – 32 UNF x 3/32 inch Barb

BN · NK · NK7 · NN · PP **QC** MN · NK · NK7 · PP


**L1032-2-200** Threaded Elbow • 10 – 32 UNF x 1/16 inch Barb

AC · BN · NK · NK7 · NN · PP · PVDF · WN · WP **QC** MN · NK · NK7 · PP



**L1032T-2-200** Threaded Elbow • 10 – 32 Taper x 1/8 inch Barb

BN · NK · NK7 · NN · PP · PVDF · WN · WP **QC** MN · NK · NK7 · PP



**L1428-2-200** Threaded Elbow • 1/4 inch – 28 UNF x 1/8 inch Barb

AC · BN · NK · NK7 · NN · PP · WN **QC** MN · NK · NK7 · PP

**L1428-3-200** Threaded Elbow • 1/4 inch – 28 UNF x 3/16 inch Barb


AC · NK · NK7 · NN · PP **QC** MN · NK · NK7 · PP



# British Threaded Elbows

HOW TO BUILD YOUR SKU (Material Codes Key on page 186)

PRODUCT NO. [MATERIAL CODE] → L2B-2NK



## L2B-2 British Threaded Elbow (BSPT) • 1/8 inch BSPT x 1/8 inch Barb

BN • GFBN • NK • NK7 • NN • PP • PVDF • WN • WP

## L2B-2.5 British Threaded Elbow (BSPT) • 1/8 inch BSPT x 5/32 inch Barb

BN • GFBN • NK • NK7 • NN • PP • PVDF • WN • WP

## L2B-3 British Threaded Elbow (BSPT) • 1/8 inch BSPT x 3/16 inch Barb

NN

## L2B-4 British Threaded Elbow (BSPT) • 1/8 inch BSPT x 1/4 inch Barb

BN • GFBN • NK • NK7 • NN • PP • PVDF • WN • WP

## L2B-5 British Threaded Elbow (BSPT) • 1/8 inch BSPT x 5/16 inch Barb

BN • GFBN • NK • NK7 • NN • PP • PVDF • WN • WP

## L2B-6 British Threaded Elbow (BSPT) • 1/8 inch BSPT x 3/8 inch Barb

BN • GFBN • NK • NK7 • NN • PP • PVDF • WN • WP


## L4B-2 British Threaded Elbow (BSPT) • 1/4 inch BSPT x 1/8 inch Barb

BN • GFBN • NK • NK7 • NN • PP • PVDF • WN • WP

## L4B-2.5 British Threaded Elbow (BSPT) • 1/4 inch BSPT x 5/32 inch Barb

BN • GFBN • NK • NK7 • NN • PP • PVDF • WN • WP

# British Threaded Elbows (CONTINUED)



## **L4B-3** British Threaded Elbow (BSPT) • 1/4 inch BSPT x 3/16 inch Barb

BN • GFBN • NK • NK7 • NN • PP • PVDF • WN • WP

## **L4B-4** British Threaded Elbow (BSPT) • 1/4 inch BSPT x 1/4 inch Barb

BN • GFBN • NK • NK7 • NN • PP • PVDF • WN • WP

## **L4B-5** British Threaded Elbow (BSPT) • 1/4 inch BSPT x 5/16 inch Barb

BN • GFBN • NK • NK7 • NN • PP • PVDF • WN • WP

## **L4B-6** British Threaded Elbow (BSPT) • 1/4 inch BSPT x 3/8 inch Barb

BN • GFBN • NK • NK7 • NN • PP • PVDF • WN • WP

## **L4B-8** British Threaded Elbow (BSPT) • 1/4 inch BSPT x 1/2 inch Barb

BN • GFBN • NK • NK7 • NN • PP • PVDF • WN • WP

## **L6B-4** British Threaded Elbow (BSPT) • 3/8 inch BSPT x 1/4 inch Barb

BN • GFBN • NK • NK7 • NN • PP • PVDF • WN • WP

## **L6B-5** British Threaded Elbow (BSPT) • 3/8 inch BSPT x 5/16 inch Barb

BN • GFBN • NK • NK7 • NN • PP • PVDF • WN • WP

## **L6B-6** British Threaded Elbow (BSPT) • 3/8 inch BSPT x 3/8 inch Barb


BN • GFBN • NK • NK7 • NN • PP • PVDF • WN • WP

## **L6B-8** British Threaded Elbow (BSPT) • 3/8 inch BSPT x 1/2 inch Barb

BN • GFBN • NK • NK7 • NN • PP • PVDF • WN • WP

THREADED ADAPTERS | BRITISH THREADED ADAPTERS | SCHEDULE  
80 ADAPTERS | PANEL MOUNT & BULKHEAD ADAPTERS & NUTS |  
GARDEN HOSE ADAPTERS | NIPPLES | PLUGS | COLOR CODE CLIPS

# Adapters, Bulkheads & Panel Mounts





# Adapters, Bulkheads & Panel Mounts

**THREADED ADAPTERS | BRITISH THREADED ADAPTERS |  
SCHEDULE 80 ADAPTERS | PANEL MOUNT & BULKHEAD ADAPTERS & NUTS  
GARDEN HOSE ADAPTERS | NIPPLES | PLUGS | COLOR CODE CLIPS**

Eldon James' line of threaded adapters, panel mounts, bulkhead adapters, and other fittings allows for the easy and safe connection between tubes and smooth transfer of gases, liquids, and more.

Whether you're looking to lock in your automotive oil lines, plug your medical tubing, or even get a safe, PVC-free adapter for your home's garden hose, Eldon James has the right materials for you.

Threaded barb adapter fittings create a safe connection, and the non-PVC, BPA-free plastic materials of which they are composed mean your liquids, consumers, and the environment will be safe from harmful chemicals.

The threads on our Eldon James adapters and fittings employs a difficult-to-break connection, so you can ensure you have all of the strength and more that you've come to expect from other plastic fittings.

We even have conversion nipples, insert plugs, and more medical grade fittings for times when you need to stop or route the flow of liquid or gases through your tubing.

## **ABOUT OUR NATURAL MATERIALS:**

### **Natural Kynar (NK)**

Natural Kynar is RoHS compliant and animal-derivative free in addition to being PVC-free. These ultra-tough, abrasion resistant products are ideal in harsh thermal, chemical, or ultraviolet environments.

### **Natural Nylon (NN)**

Natural Nylon exhibits excellent tensile strength with moderate stiffness and high impact resistance. Great for automotive and industrial use with fuels, lubricants, and many chemicals.

### **Polypropylene (PP)**

Polypropylene is a very versatile material and formulated for biomedical and bioprocess applications. It is radiation stable and is resistant to solvents, chemicals, water and other inorganic environments.



**THREADED ADAPTERS , BULKHEAD FITTINGS , PANEL MOUNTS, PIPE NIPPLES,  
GARDEN HOSE AND COLOR CODE CLIPS – THREADED COMPONENT SOLUTIONS  
FOR THE MEDICAL, FOOD & BEVERAGE, AND AUTOMOTIVE INDUSTRIES.**

# Threaded Adapters

**QC =**  
Cleanroom  
Manufactured

HOW TO BUILD YOUR SKU (Material Codes Key on page 186)

PRODUCT NO. [MATERIAL CODE]-[Cleanroom Manufactured(QC)]

A2-2NK-QC



## **A1-3-200** Adapter • 1/16 inch NPT Thread x 3/16 inch Barb

AC • BN • NK • NK7 • PP • WN **QC** MN • NK • NK7 • PP

## **A1-4-200** Adapter • 1/16 inch NPT Thread x 1/4 inch Barb

AC • BN • NK • NK7 • NN • PP **QC** MN • NK • NK7 • PP

## **A2-2** Adapter • 1/8 inch NPT Thread x 1/8 inch Barb

AC • BN • GFBN • NK • NK7 • NN • PP • PVDF • SS • WN • WP **QC** MN • NK • NK7 • PP

## **A2-2.5** Adapter • 1/8 inch NPT Thread x 5/32 inch Barb

BN • GFBN • NK • NK7 • NN • PP • PVDF • WN • WP **QC** MN • NK • NK7 • PP

## **A2-3** Adapter • 1/8 inch NPT Thread x 3/16 inch Barb

BN • GFBN • NK • NK7 • NN • PP • PVDF • WN • WP **QC** MN • NK • NK7 • PP

## **A2-4** Adapter • 1/8 inch NPT Thread x 1/4 inch Barb

AC • BN • GFBN • NK • NK7 • NN • PP • PVDF • SS • WN • WP **QC** MN • NK • NK7 • PP

## **A2-5** Adapter • 1/8 inch NPT Thread x 5/16 inch Barb

BN • GFBN • NK • NK7 • NN • PP • PVDF • SS • WN • WP **QC** MN • NK • NK7 • PP

## **A2-6** Adapter • 1/8 inch NPT Thread x 3/8 inch Barb

BN • GFBN • NK • NK7 • NN • PP • PVDF • WN • WP **QC** MN • NK • NK7 • PP

# Threaded Adapters (CONTINUED)



## A4-2 Adapter • 1/4 inch NPT Thread x 1/8 inch Barb

BN • GFBN • NK • NK7 • NN • PP • PVDF • WN • WP **QC** MN • NK • NK7 • PP

## A4-2.5 Adapter • 1/4 inch NPT Thread x 5/32 inch Barb

BN • GFBN • NK • NK7 • NN • PP • PVDF • WN • WP **QC** MN • NK • NK7 • PP

## A4-3 Adapter • 1/4 inch NPT Thread x 3/16 inch Barb

BN • GFBN • NK • NK7 • NN • PP • PVDF • WN • WP **QC** MN • NK • NK7 • PP



316L Stainless Steel

## A4-4 Adapter • 1/4 inch NPT Thread x 1/4 inch Barb

AC • BN • GFBN • NK • NK7 • NN • PP • PVDF • SS • WN • WP

**QC** MN • NK • NK7 • PP

## A4-5 Adapter • 1/4 inch NPT Thread x 5/16 inch Barb

BN • GFBN • NK • NK7 • NN • PP • PVDF • SS • WN • WP **QC** MN • NK • NK7 • PP

## A4-6 Adapter • 1/4 inch NPT Thread x 3/8 inch Barb

AC • BN • GFBN • NK • NK7 • NN • PP • PVDF • WN • WP **QC** MN • NK • NK7 • PP

## A4-8 Adapter • 1/4 inch NPT Thread x 1/2 inch Barb

BN • GFBN • NK • NK7 • NN • PP • PVDF • WN • WP **QC** MN • NK • NK7 • PP

## A6-4 Adapter • 3/8 inch NPT Thread x 1/4 inch Barb

BN • GFBN • NK • NK7 • NN • PP • PVDF • WN • WP **QC** MN • NK • NK7 • PP

## A6-5 Adapter • 3/8 inch NPT Thread x 5/16 inch Barb

BN • GFBN • NK • NK7 • NN • PP • PVDF • WN • WP **QC** MN • NK • NK7 • PP

## A6-6 Adapter • 3/8 inch NPT Thread x 3/8 inch Barb


AC • BN • GFBN • NK • NK7 • NN • PP • PVDF • WN • WP **QC** MN • NK • NK7 • PP


## A6-8 Adapter • 3/8 inch NPT Thread x 1/2 inch Barb

BN • GFBN • NK • NK7 • NN • PP • PVDF • WN • WP **QC** MN • NK • NK7 • PP

# Threaded Adapters (CONTINUED)


**A6-10 Adapter • 3/8 inch NPT Thread x 5/8 inch Barb**

 AC • BN • GFBN • NK • NK7 • NN • PP • PVDF • WN • WP **QC** MN • NK • NK7 • PP

**A6-12 Adapter • 3/8 inch NPT Thread x 3/4 inch Barb**

 AC • BN • GFBN • NK • NK7 • NN • PP • PVDF • WN • WP **QC** MN • NK • NK7 • PP

**A6M-1.5-200 Adapter • M6 Thread x 3/32 inch Barb**

BN • NK • NK7 • NN • PP • PVDF • WN


**A6M-2-200 Adapter • M6 Thread x 1/8 inch Barb**

BN • NK • NK7 • NN • PP • PVDF • WN


**A6M-3-200 Adapter • M6 Thread x 3/16 inch Barb**

BN • NK • NK7 • NN • PP • PVDF


**A8-4 Adapter • 1/2 inch NPT Thread x 1/4 inch Barb**

 BN • GFBN • NK • NK7 • NN • PP • PVDF • WN • WP **QC** MN • NK • NK7 • PP

**A8-5 Adapter • 1/2 inch NPT Thread x 5/16 inch Barb**

 BN • GFBN • NK • NK7 • NN • PP • PVDF • WN • WP **QC** MN • NK • NK7 • PP

**A8-6 Adapter • 1/2 inch NPT Thread x 3/8 inch Barb**

 BN • GFBN • NK • NK7 • NN • PP • PVDF • WN • WP **QC** MN • NK • NK7 • PP

**A8-8 Adapter • 1/2 inch NPT Thread x 1/2 inch Barb**

 BN • GFBN • NK • NK7 • NN • PP • PVDF • WN • WP **QC** MN • NK • NK7 • PP

**A8-10 Adapter • 1/2 inch NPT Thread x 5/8 inch Barb**

 BN • GFBN • NK • NK7 • NN • PP • PVDF • WN • WP **QC** MN • NK • NK7 • PP

**A8-12 Adapter • 1/2 inch NPT Thread x 3/4 inch Barb**

 BN • GFBN • NK • NK7 • NN • PP • PVDF • WN • WP **QC** MN • NK • NK7 • PP

# Threaded Adapters (CONTINUED)



## A12-4 Adapter • 3/4 inch NPT Thread x 1/4 inch Barb

BN • GFBN • NK • NK7 • NN • PP • PVDF • WN • WP **QC** MN • NK • NK7 • PP

## A12-6 Adapter • 3/4 inch NPT Thread x 3/8 inch Barb

BN • GFBN • NK • NK7 • NN • PP • PVDF • WN • WP **QC** MN • NK • NK7 • PP

## A12-8 Adapter • 3/4 inch NPT Thread x 1/2 inch Barb

BN • GFBN • NK • NK7 • NN • PP • PVDF • WN • WP **QC** MN • NK • NK7 • PP

## A12-10 Adapter • 3/4 inch NPT Thread x 5/8 inch Barb

BN • GFBN • NK • NK7 • NN • PP • PVDF • WN • WP **QC** MN • NK • NK7 • PP

## A12-12 Adapter • 3/4 inch NPT Thread x 3/4 inch Barb

AC • BN • GFBN • NK • NK7 • NN • PP • PVDF • WN • WP **QC** MN • NK • NK7 • PP


## A12-16 Adapter • 3/4 inch NPT Thread x 1 inch Barb

BN • GFBN • NK • NK7 • NN • PP • PVDF • WN • WP **QC** MN • NK • NK7 • PP



## A16-16 Adapter • 1 inch NPT Thread x 1 inch Barb

AC • BN • GFBN • NK • NK7 • NN • PP • PVDF • WN • WP **QC** MN • NK • NK7 • PP



## A1032-1-200 Adapter • 10-32 UNF Thread x 1/16 inch Barb

AC • BN • NK • NK7 • NN • PP • WN • WP **QC** MN • NK • NK7 • PP

## A1032-1.5-200 Adapter • 10-32 UNF Thread x 3/32 inch Barb

AC • BN • NK • NK7 • NN • PP • PVDF • WN • WP **QC** MN • NK • NK7 • PP

## A1032-2-200 Adapter • 10-32 UNF Thread x 1/8 inch Barb


AC • BN • NK • NK7 • NN • PP • PVDF • WN • WP **QC** MN • NK • NK7 • PP

## A1032-2.5-200 Adapter • 10-32 UNF Thread x 5/32 inch Barb

AC • BN • NK • NK7 • NN • PP • PVDF • WN **QC** MN • NK • NK7 • PP



# Threaded Adapters (CONTINUED)



**A1032T-1-200** Adapter • 10-32 Taper Thread x 1/16 inch Barb


BN • NK • NK7 • NN • PP • WN **QC** MN • NK • NK7 • PP

**A1032T-1.5-200** Adapter • 10-32 Taper Thread x 3/32 inch Barb

BN • NK • NK7 • PP **QC** MN • NK • NK7 • PP

**A1032T-2-200** Adapter • 10-32 Taper Thread x 1/8 inch Barb

BN • NK • NK7 • NN • PP • PVDF • WN • WP **QC** MN • NK • NK7 • PP



**A1032X-1-200** Adapter • 10-32 Extended Thread x 1/16 inch Barb


BN • NK • NK7 • NN • PP • PVDF • WN **QC** MN • NK • NK7 • PP

**A1032X-1.5-200** Adapter • 10-32 Extended Thread x 3/32 inch Barb

BN • NK • NK7 • NN • PP • PVDF • WN **QC** MN • NK • NK7 • PP

**A1032X-2.5-200** Adapter • 10-32 Extended Thread x 5/32 inch Barb

BN • NK • NK7 • NN • PP • PVDF • WN **QC** MN • NK • NK7 • PP



**A1428-1-200** Adapter • 1/4 inch-28 UNF Thread x 1/16 inch Barb

AC • BN • NK • NK7 • NN • PP • PVDF • WN **QC** MN • NK • NK7 • PP

**A1428-1.5-200** Adapter • 1/4 inch-28 UNF Thread x 3/32 inch Barb

AC • BN • NK • NK7 • NN • PP • PVDF • WN **QC** MN • NK • NK7 • PP

**A1428-2-200** Adapter • 1/4 inch-28 UNF Thread x 1/8 inch Barb

AC • BN • NK • NK7 • NN • PP • PVDF • WN • WP **QC** MN • NK • NK7 • PP

**A1428-2.5-200** Adapter • 1/4 inch-28 UNF Thread x 5/32 inch Barb

AC • BN • NK • NK7 • NN • PP • PVDF • WN • WP **QC** MN • NK • NK7 • PP

**A1428-3-200** Adapter • 1/4 inch-28 UNF Thread x 3/16 inch Barb

AC • BN • NK • NK7 • NN • PP • PVDF • WN • WP **QC** MN • NK • NK7 • PP


# British Threaded Adapters

HOW TO BUILD YOUR SKU (Material Codes Key on page 186)

PRODUCT NO. [MATERIAL CODE]



A2B-2NK



BSPT threads utilize the Whitworth thread form, which is designed to provide a pressure-tight fit through mating of the threads. This is accomplished by cutting the threads on a taper. Because they are tapered, the thread can only screw into the companion female thread a certain distance before it jams. The standard specifies this distance as a length based on hand-tight engagement; a convenient rule-of-thumb for plastic threads is: finger-tight plus 1/2 to 1 turn with a wrench. Do not over-tighten plastic threads – stress on the fitting can result in its failure.

## **A2B-2** British Threaded Adapter • 1/8 inch BSPT Thread x 1/8 inch Barb

AC • BN • GFBN • NK • NK7 • NN • PP • PVDF • WN • WP

## **A2B-2.5** British Threaded Adapter • 1/8 inch BSPT Thread x 5/32 inch Barb

AC • GFBN • NK • NK7 • NN • PP • PVDF • WN • WP

## **A2B-3** British Threaded Adapter • 1/8 inch BSPT Thread x 3/16 inch Barb

AC • BN • NK • NK7 • PP • PVDF • WN • WP

## **A2B-4** British Threaded Adapter • 1/8 inch BSPT Thread x 1/4 inch Barb

AC • BN • GFBN • NK • NK7 • NN • PP • PVDF • WN • WP

## **A2B-5** British Threaded Adapter • 1/8 inch BSPT Thread x 5/16 inch Barb

AC • BN • GFBN • NK • NK7 • NN • PP • PVDF • WN • WP

## **A2B-6** British Threaded Adapter • 1/8 inch BSPT Thread x 3/8 inch Barb

AC • BN • GFBN • NK • NK7 • NN • PP • PVDF • WN • WP

# British Threaded Adapters (CONTINUED)

**A4B-2 British Threaded Adapter • 1/4 inch BSPT Thread x 1/8 inch Barb**AC • BN • GFBN • NK • NK7 • NN • PP • PVDF • WN • WP

---

**A4B-2.5 British Threaded Adapter • 1/4 inch BSPT Thread x 5/32 inch Barb**AC • BN • GFBN • NK • NK7 • NN • PP • PVDF • WN • WP

---

**A4B-3 British Threaded Adapter • 1/4 inch BSPT Thread x 3/16 inch Barb**AC • BN • GFBN • NK • NK7 • NN • PP • PVDF • WN • WP

---

**A4B-4 British Threaded Adapter • 1/4 inch BSPT Thread x 1/4 inch Barb**AC • BN • GFBN • NK • NK7 • NN • PP • PVDF • WN • WP

---

**A4B-5 British Threaded Adapter • 1/4 inch BSPT Thread x 5/16 inch Barb**AC • BN • GFBN • NK • NK7 • NN • PP • PVDF • WN • WP

---

**A4B-6 British Threaded Adapter • 1/4 inch BSPT Thread x 3/8 inch Barb**AC • BN • GFBN • NK • NK7 • NN • PP • PVDF • WN • WP

---

**A4B-8 British Threaded Adapter • 1/4 inch BSPT Thread x 1/2 inch Barb**AC • BN • GFBN • NK • NK7 • NN • PP • PVDF • WN • WP

---

**A6B-4 British Threaded Adapter • 3/8 inch BSPT Thread x 1/4 inch Barb**AC • BN • GFBN • NK • NK7 • NN • PP • PVDF • WN • WP

---

**A6B-5 British Threaded Adapter • 3/8 inch BSPT Thread x 5/16 inch Barb**AC • BN • GFBN • NK • NK7 • NN • PP • PVDF • WN • WP

---

**A6B-6 British Threaded Adapter • 3/8 inch BSPT Thread x 3/8 inch Barb**AC • BN • GFBN • NK • NK7 • NN • PP • PVDF • WN • WP

---

**A6B-8 British Threaded Adapter • 3/8 inch BSPT Thread x 1/2 inch Barb**

AC • BN • GFBN • NK • NK7 • NN • PP • PVDF • WN • WP


# Schedule 80 Adapters

HOW TO BUILD YOUR SKU (Material Codes Key on page 186)

PRODUCT NO. [MATERIAL CODE]



A4-4S80NK



Schedule 80 fittings are more robust with a thicker wall than fittings with a standard wall thickness, making them more suitable for applications using higher pressure.

## **A4-4S80** Schedule 80 Adapter • 1/4 inch NPT Thread x 1/4 inch Barb

NK • NK7 • PP

## **A4-6S80** Schedule 80 Adapter • 1/4 inch NPT Thread x 3/8 inch Barb

NK • NK7 • PP

## **A4-8S80** Schedule 80 Adapter • 1/4 inch NPT Thread x 1/2 inch Barb

NK • NK7 • PP

## **A6-4S80** Schedule 80 Adapter • 3/8 inch NPT Thread x 1/4 inch Barb

NK • NK7 • PP

## **A6-6S80** Schedule 80 Adapter • 3/8 inch NPT Thread x 3/8 inch Barb

NK • NK7 • PP

## **A6-8S80** Schedule 80 Adapter • 3/8 inch NPT Thread x 1/2 inch Barb

NK • NK7 • PP

## **A8-4S80** Schedule 80 Adapter • 1/2 inch NPT Thread x 1/4 inch Barb

NK • NK7 • PP

## **A8-6S80** Schedule 80 Adapter • 1/2 inch NPT Thread x 3/8 inch Barb

NK • NK7 • PP

# Schedule 80 Adapters (CONTINUED)

**A8-8S80** Schedule 80 Adapter • 1/2 inch NPT Thread x 1/2 inch BarbNK • NK7 • PP

---

**A8-12S80** Schedule 80 Adapter • 1/2 inch NPT Thread x 3/4 inch BarbNK • NK7 • PP

---

**A12-4S80** Schedule 80 Adapter • 3/4 inch NPT Thread x 1/4 inch BarbNK • NK7 • PP

---

**A12-6S80** Schedule 80 Adapter • 3/4 inch NPT Thread x 3/8 inch BarbNK • NK7 • PP

---

**A12-8S80** Schedule 80 Adapter • 3/4 inch NPT Thread x 1/2 inch BarbNK • NK7 • PP

---

**A12-12S80** Schedule 80 Adapter • 3/4 inch NPT Thread x 3/4 inch BarbNK • NK7 • PP

---

**A12-16S80** Schedule 80 Adapter • 3/4 inch NPT Thread x 1 inch BarbNK • NK7 • PP

---

**A16-16S80** Schedule 80 Adapter • 1 inch NPT Thread x 1 inch Barb

NK • NK7 • PP



# Panel Mount Adapters

QC =  
Cleanroom  
Manufactured

HOW TO BUILD YOUR SKU (Material Codes Key on page 186)

PRODUCT NO. [MATERIAL CODE] - [Cleanroom Manufactured(QC)]

PM4S-2.5MN-QC



## PM2S-4-200 Panel Mount • Standard 1/8 inch NPSM Thread x 1/4 inch Barb

AC • BN • NK • NK7 • NN • PP • PVDF • WN • WP **QC** MN • NK • NK7 • PP

## PM4S-2.5 Panel Mount • Standard 1/4 inch NPSM Thread x 5/32 inch Barb

AC • BN • NK • NK7 • NN • PP • PVDF • WN • WP **QC** MN • NK • NK7 • PP

## PM4S-3 Panel Mount • Standard 1/4 inch NPSM Thread x 3/16 inch Barb

AC • BN • NK • NK7 • NN • PP • PVDF • WN • WP **QC** MN • NK • NK7 • PP

## PM4S-4 Panel Mount • Standard 1/4 inch NPSM Thread x 1/4 inch Barb

AC • BN • NK • NK7 • NN • PP • PVDF • WN • WP **QC** MN • NK • NK7 • PP

## PM4S-5 Panel Mount • Standard 1/4 inch NPSM Thread x 5/16 inch Barb

AC • BN • NK • NK7 • NN • PP • PVDF • WN • WP **QC** MN • NK • NK7 • PP

## PM4S-6 Panel Mount • Standard 1/4 inch NPSM Thread x 3/8 inch Barb

AC • BN • NK • NK7 • NN • PP • PVDF • WN • WP **QC** MN • NK • NK7 • PP

## PM4S-8 Panel Mount • Standard 1/4 inch NPSM Thread x 1/2 inch Barb

AC • BN • NK • NK7 • NN • PP • PVDF • WN • WP **QC** MN • NK • NK7 • PP

# Panel Mount Adapters (CONTINUED)



## **PM1428-1-200** Panel Mount • 1/4 inch – 28 UNF x 1/16 inch Barb

AC • BN • NK • NK7 • NN • PP • PVDF • WN • WP **QC** MN • NK • NK7 • PP

## **PM1428-1.5-200** Panel Mount • 1/4 inch – 28 UNF x 3/32 inch Barb

AC • BN • NK • NK7 • NN • PP • PVDF • WN • WP **QC** MN • NK • NK7 • PP

## **PM1428-2-200** Panel Mount • 1/4 inch – 28 UNF x 1/8 inch Barb

AC • BN • NK • NK7 • NN • PP • PVDF • WN • WP **QC** MN • NK • NK7 • PP

## **PM1428-2.5-200** Panel Mount • 1/4 inch – 28 UNF x 5/32 inch Barb

AC • BN • NK • NK7 • NN • PP • PVDF • WN • WP **QC** MN • NK • NK7 • PP

## **PM1428-3-200** Panel Mount • 1/4 inch – 28 UNF x 3/16 inch Barb

AC • BN • NK • NK7 • NN • PP • PVDF • WN • WP **QC** MN • NK • NK7 • PP



Shop All  
Adapters

# Bulkhead Adapters

QC =  
Cleanroom  
Manufactured

HOW TO BUILD YOUR SKU (Material Codes Key on page 186)

PRODUCT NO. [MATERIAL CODE] - [Cleanroom Manufactured(QC)] →

BH4S-3-3MN-QC



**BH4S-3-3** Bulkhead Adapter • 1/4 inch Straight Thread • 3/16 x 3/16 inch Barb

AC • BN • NK • NK7 • NN • PP • PVDF • WN • WP **QC** MN • NK • NK7 • PP

**BH4S-4-4** Bulkhead Adapter • 1/4 inch Straight Thread • 1/4 x 1/4 inch Barb

AC • BN • NK • NK7 • NN • PP • PVDF • WN • WP **QC** MN • NK • NK7 • PP

**BH4S-5-4** Bulkhead Adapter • 1/4 inch Straight Thread • 5/16 x 1/4 inch Barb

AC • BN • NK • NK7 • NN • PP • PVDF • WN • WP **QC** MN • NK • NK7 • PP

**BH4S-5-5** Bulkhead Adapter • 1/4 inch Straight Thread • 5/16 x 5/16 inch Barb

AC • BN • NK • NK7 • NN • PP • PVDF • WN • WP **QC** MN • NK • NK7 • PP

**BH4S-6-4** Bulkhead Adapter • 1/4 inch Straight Thread • 3/8 x 1/4 inch Barb

AC • BN • NK • NK7 • NN • PP • PVDF • WN • WP **QC** MN • NK • NK7 • PP

**BH4S-6-5** Bulkhead Adapter • 1/4 inch Straight Thread • 3/8 x 5/16 inch Barb

AC • BN • NK • NK7 • NN • PP • PVDF • WN • WP **QC** MN • NK • NK7 • PP

**BH4S-6-6** Bulkhead Adapter • 1/4 inch Straight Thread • 3/8 x 3/8 inch Barb

AC • BN • NK • NK7 • NN • PP • PVDF • WN • WP **QC** MN • NK • NK7 • PP



# Bulkhead Adapters (CONTINUED)



**BH1032-1-1-200** Miniature Bulkhead Adapter •  
10 – 32 UNF Thread • 1/16 x 1/16 inch Barb

AC • BN • NK • NK7 • NN • PP • PVDF • WN • WP **QC** MN • NK • NK7 • PP


**BH1032-1.5-1.5-200** Miniature Bulkhead Adapter •  
10 – 32 UNF Thread • 3/32 x 3/32 inch Barb

AC • BN • NK • NK7 • NN • PP • PVDF • WN • WP **QC** MN • NK • NK7 • PP



**BH1428-2-2-200** Bulkhead Adapter •  
1/4 inch – 28 UNF Thread • 1/8 x 1/8 inch Barb

AC • BN • NK • NK7 • NN • PP • PVDF • WN • WP **QC** MN • NK • NK7 • PP



**BHL1428-2-2-200** Bulkhead Elbow Adapter •  
1/4 inch – 28 UNF Thread • 1/8 x 1/8 inch Barb

AC • BN • NK • NK7 • NN • PP • PVDF • WN • WP **QC** MN • NK • NK7 • PP

**BHL51624-2.5-2.5-200** Bulkhead Elbow Adapter •  
5/16 inch – 24 UNF Thread • 5/32 x 5/32 inch Barb

AC • BN • NK • NK7 • NN • PP • PVDF • WN • WP **QC** MN • NK • NK7 • PP



Shop All  
Adapters


# Bulkhead and Panel Mount Nuts

HOW TO BUILD YOUR SKU (Material Codes Key on page 186)

PRODUCT NO. [MATERIAL CODE]



HEX1032BN



**G102-150-18** Hex Nut • 1/4 inch NPSF Straight Thread

NN

**G102-150-78** Hex Nut • 1/4 inch NPSF Straight Thread

BN

**HEX1032** Hex Nut • 10 – 32 UNF Thread • .363 flat • .135 thick

BN • NN

**HEX1428** Hex Nut • 1/4 – 28 UNF Thread • .425 flat • .235 thick

BN • NN

**HEX1827** Hex Nut • 1/8 – 27 NPSF Straight Thread • .550 flat • .220 thick

BN • NN

**HEX51624** Hex Nut • 5/16 – 24 UNF Thread • .50 flat • 0.188 thick

BN • NN • PP



Shop All  
Adapters


# Garden Hose Adapters

HOW TO BUILD YOUR SKU (Material Codes Key on page 186)

PRODUCT NO. [MATERIAL CODE]



A12GH-4BN



## **A12GH-4** Garden Hose Adapter • 3/4 inch GH x 1/4 inch Barb

BN • NN • PP • WN

## **A12GH-6** Garden Hose Adapter • 3/4 inch GH x 3/8 inch Barb

BN • NN • PP • WN

## **A12GH-8** Garden Hose Adapter • 3/4 inch GH x 1/2 inch Barb

BN • NN • PP • WN

## **A12GH-10** Garden Hose Adapter • 3/4 inch GH x 5/8 inch Barb

BN • NN • PP • WN

## **A12GH-12** Garden Hose Adapter • 3/4 inch GH x 3/4 inch Barb

BN • NN • PP • WN

## **A12GH-16** Garden Hose Adapter • 3/4 inch GH x 1 inch Barb

BN • NN • PP • WN



Shop All  
Adapters


# Conversion Nipples

HOW TO BUILD YOUR SKU (Material Codes Key on page 186)

PRODUCT NO. [MATERIAL CODE]



RN4-2GFBN



## **RN4-2** Conversion Nipple • 1/4 x 1/8 inch NPT

BN • GFBN • NK • NK7 • NN • PVDF • WN • WP

## **RN6-2** Conversion Nipple • 3/8 x 1/8 inch NPT

BN • GFBN • NK • NK7 • NN • PVDF • WN • WP

## **RN6-4** Conversion Nipple • 3/8 x 1/4 inch NPT

BN • GFBN • NK • NK7 • NN • PVDF • WN • WP

## **RN8-2** Conversion Nipple • 1/2 x 1/8 inch NPT

BN • GFBN • NK • NK7 • NN • PVDF • WN • WP

## **RN8-4** Conversion Nipple • 1/2 x 1/4 inch NPT


BN • GFBN • NK • NK7 • NN • PVDF • WN • WP

## **RN8-6** Conversion Nipple • 1/2 x 3/8 inch NPT

BN • GFBN • NK • NK7 • NN • PVDF • WN • WP


## **RN16-12** Conversion Nipple • 1 x 3/4 inch NPT

BN • GFBN • NK • NK7 • NN • PVDF • WN • WP



Shop All  
Adapters

# Pipe Nipples



## **N2** Pipe Nipple • 1/8 inch NPT

BN • GFBN • NK • NK7 • NN • PVDF • WN • WP

## **N4** Pipe Nipple • 1/4 inch NPT

BN • GFBN • NK • NK7 • NN • PVDF • WN • WP

## **N6** Pipe Nipple • 3/8 inch NPT

BN • GFBN • NK • NK7 • NN • PVDF • WN • WP

## **N8** Pipe Nipple • 1/2 inch NPT

BN • GFBN • NK • NK7 • NN • PVDF • WN • WP

## **N12** Pipe Nipple • 3/4 inch NPT

BN • GFBN • NK • NK7 • NN • PVDF • WN • WP

## **N16** Pipe Nipple • 1 inch NPT

BN • GFBN • NK • NK7 • NN • PVDF • WN • WP



Shop All  
Adapters


# Schedule 80 Pipe Nipples

HOW TO BUILD YOUR SKU (Material Codes Key on page 186)

PRODUCT NO. [MATERIAL CODE]



RN4-2GFBN



## **N4S80** Pipe Nipple • 1/4 inch NPT Schedule 80 HEX

BN • GFBN • NK • NK7 • NN • PVDF • WN • WP

## **N6S80** Pipe Nipple • 3/8 inch NPT Schedule 80 HEX

BN • GFBN • NK • NK7 • NN • PVDF • WN • WP

## **N8S80** Pipe Nipple • 1/2 inch NPT Schedule 80 HEX

BN • GFBN • NK • NK7 • NN • PVDF • WN • WP

## **N12S80** Pipe Nipple • 3/4 inch NPT Schedule 80 HEX

BN • GFBN • NK • NK7 • NN • PVDF • WN • WP

## **N16S80** Pipe Nipple • 1 inch NPT Schedule 80 HEX

BN • GFBN • NK • NK7 • NN • PVDF • WN • WP



Shop All  
Adapters


# Threaded Plugs

QC =  
Cleanroom  
Manufactured

HOW TO BUILD YOUR SKU (Material Codes Key on page 186)

PRODUCT NO. [MATERIAL CODE]

P2BN



## **P2** Threaded Hex Plug • 1/8 inch NPT

BN • GFBN • NK • NK7 • NN • PP • PVDF • WN • WP

## **P4** Threaded Hex Plug • 1/4 inch NPT

BN • GFBN • NK • NK7 • NN • PP • PVDF • WN • WP

## **P6** Threaded Hex Plug • 3/8 inch NPT

BN • GFBN • NK • NK7 • NN • PP • PVDF • WN • WP

## **P8** Threaded Hex Plug • 1/2 inch NPT

BN • GFBN • NK • NK7 • NN • PP • PVDF • WN • WP

## **P12** Threaded Hex Plug • 3/4 inch NPT

BN • GFBN • NK • NK7 • NN • PP • PVDF • WN • WP

## **P16** Threaded Hex Plug • 1 inch NPT

BN • GFBN • NK • NK7 • NN • PP • PVDF • WN • WP

## **P2B** British Threaded Hex Plug • 1/8 inch BSPT

BN • GFBN • NK • NK7 • NN • PP • PVDF • WN • WP


## **P4B** British Threaded Hex Plug • 1/4 inch BSPT

BN • GFBN • NK • NK7 • NN • PP • PVDF • WN • WP

## **P6B** British Threaded Hex Plug • 3/8 inch BSPT

BN • GFBN • NK • NK7 • NN • PP • PVDF • WN • WP

# Threaded Plugs (CONTINUED)

**P4S80** Threaded Hex Plug • 1/4 inch 18 NPT Schedule 80

NK • NK7 • PP

**P8S80** Threaded Hex Plug • 1/2 inch 14 NPT Schedule 80

NK • NK7 • PP

**P12S80** Threaded Hex Plug • 3/4 inch 14 NPT Schedule 80

NK • NK7 • PP

**P1032-200** Threaded Hex Plug • 10 – 32 UNF Thread

BN • NK • NK7 • NN • PP • PVDF • WN • WP

**P1428-200** Threaded Hex Plug • 1/4 inch 28 UNF Thread

BN • NK • NK7 • NN • PP • PVDF • WN • WP

Shop All  
Adapters



# Insert Plugs

QC =  
Cleanroom  
Manufactured

HOW TO BUILD YOUR SKU (Material Codes Key on page 186)

PRODUCT NO. [MATERIAL CODE]-[Cleanroom Manufactured(QC)] →

P0-1-200BN



## P0-1-200 Insert Plug • 1/16 inch Barb

BN • NK • NK7 • NN • PP • PVDF • WN • WP **QC** MN • NK • NK7 • PP

## P0-1.5-200 Insert Plug • 3/32 inch Barb

BN • NK • NK7 • NN • PP • PVDF • WN • WP **QC** MN • NK • NK7 • PP

## P0-2-200 Insert Plug • 1/8 inch Barb

BN • NK • NK7 • NN • PP • PVDF • WN • WP **QC** MN • NK • NK7 • PP

## P0-2.5-200 Insert Plug • 5/32 inch Barb

BN • NK • NK7 • NN • PP • PVDF • WN • WP **QC** MN • NK • NK7 • PP

## P0-3-200 Insert Plug • 3/16 inch Barb

BN • NK • NK7 • NN • PP • PVDF • WN • WP **QC** MN • NK • NK7 • PP

## P0-4 Insert Plug • 1/4 inch Barb

BN • NK • NK7 • NN • PP • PVDF • WN • WP **QC** MN • NK • NK7 • PP

## P0-6 Insert Plug • 3/8 inch Barb

BN • NK • NK7 • NN • PP • PVDF • WN • WP **QC** MN • NK • NK7 • PP

## P0-8 Insert Plug • 1/2 inch Barb

BN • NK • NK7 • NN • PP • PVDF • WN • WP **QC** MN • NK • NK7 • PP

## P0-10 Insert Plug • 5/8 inch Barb

BN • NK • NK7 • NN • PP • PVDF • WN • WP **QC** MN • NK • NK7 • PP


# Flanged Plugs

HOW TO BUILD YOUR SKU (Material Codes Key on page 186)

PRODUCT NO. [MATERIAL CODE]



PMP4SBN



**PMP4S** Flanged Plug • 1/4 inch – 1/8 NPSM

BN



Shop All  
Adapters

STRAIGHT FITTING | PLUG FITTING  
90° MALE ELBOW FITTING | NPT THREAD CONVERSION COUPLER

# Swivel Disconnect Fittings






# Swivel Disconnect Fittings

**STRAIGHT FITTING | PLUG FITTING**  
**90° MALE ELBOW FITTING | NPT THREAD CONVERSION COUPLER**

## **OXYGEN THREAD – DIAMETER INDEX SAFETY SYSTEM (DISS) FITTINGS**

Eldon James Swivel Disconnect Oxygen Thread DISS fittings are a reliable, ball-seat construction disconnect system with no springs, gaskets, or O-rings.

Diameter-Index Safety System (DISS) connectors are threaded and have a unique diameter for each type of gas to prevent accidental hookup of the wrong gas. These specific diameters act in a key-like fashion so that fittings within the gas service “family” will connect only with their own “family members.” In place of diameter indexing, Oxygen (DISS 1240) has been assigned the long-established 9/16"-18 thread connections as its safety standards.



**ELDON JAMES' FITTINGS ARE WIDELY USED IN BEVERAGE LINES OR OTHER GAS TRANSFER APPLICATIONS.**

# Straight Fittings

HOW TO BUILD YOUR SKU (Material Codes Key on page 186)

PRODUCT NO. [COLOR CODE]




SAF9-4CVUB

Nylon Color Guide



CVU Color Guide  
(CVU is a transparent material)



**SAF9-4 Female Straight Swivel • 1/4 inch Barb**

CVUB • CVUL • CVUN • CVUO • CVUR • CVUV • CVUY • NNBLN • NNBN • NNGN  
NNNN • NNON • NNRN • NNWN • NNYN

**SAF9-6 Female Straight Swivel • 3/8 inch Barb**

CVUB • CVUL • CVUN • CVUO • CVUR • CVUV • CVUY • NNBLN • NNBN • NNGN  
NNNN • NNON • NNRN • NNWN • NNYN



**SAM9-4 Male Straight Swivel • 1/4 inch Barb**

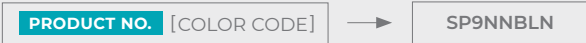
BN • CVU • NN • WP

**SAM9-6 Male Straight Swivel • 3/8 inch Barb**

CVU • NN

# Plug Fittings

HOW TO BUILD YOUR SKU (Material Codes Key on page 186)




Nylon Color Guide



## **SN9-4** Male/Female Plug

NNBLN · NNBN · NNGN · NNON · NNPN · NNRN · NNWN · NNYN

# NPT Thread Conversion Couplers



## **SN9-4** 9/16 – 18 UNF x 1/4 – 18 • NPT Thread Conversion Coupler

CVU · NN · WN



# 90° Elbow Fittings

HOW TO BUILD YOUR SKU (Material Codes Key on page 186)



Nylon Color Guide



CVU Color Guide  
(CVU is a transparent material)



**LAM9-3** Male 90° Elbow • 3/16 inch Barb

BN • CVU • NN



**SL90F9-4** Female 90° Elbow Swivel Disconnect •  
9/16 – 18 inch UNF – 1/4 inch Barb

CVUB • CVUL • CVUN • CVUO • CVUR • CVUV • CVUY • NNBLN • NNBN • NNGN • NNNN  
• NNON • NNPN • NNRN • NNWN • NNYN

**SL90F9-6** Female 90° Elbow Swivel Disconnect •  
9/16 – 18 inch UNF – 3/8 inch Barb

CVUB • CVUL • CVUN • CVUO • CVUR • CVUV • CVUY • NNBLN • NNBN • NNGN • NNNN  
• NNON • NNPN • NNRN • NNWN • NNYN



# Standard Color Code Clips

HOW TO BUILD YOUR SKU (Material Codes Key on page 186)



Used as component in the oxygen thread Diameter Index Safety System with Swivel Disconnects. Clips to the male oxygen threaded connector. The ball-seated female connector had a corresponding nut color.

Used with standard bulkhead connectors for easy part recognition.

Color Code Clips fit SAM9, LAM9, SUP9, SN9 and all standard bulkhead adapters only.

Nylon Color Guide




CVU Color Guide  
(CVU is a transparent material)



## SCR Standard Color Code Clips for Swivel Disconnects, 1/4 inch Panel Mount, Bulkhead Fittings

BLN • BN • SCRCVU • SCRCVUB • SCRCVUL • SCRCVUO • SCRCVUR • SCRCVUV • SCRCVUY • SCRBLN • SCRBN • SCRGN  
SCRNN • SCROR • SCRPN • SCR RN • SCRWN • SCRYN




Shop All  
Swivel  
Disconnect





# Fitting Kits




# Fitting Kits

HOW TO BUILD YOUR SKU (Material Codes Key on page 186)




**EJK100** Small Barbed Fittings Kit • Coupler, Reducer, Tee, Elbow, Y and Cross Fittings • 1/16 inch – 3/16 inch Barb Sizes

NK • NK7



**EJK137** Barbed Couplers, Reducers and Plugs Kit • 1/16 inch – 5/16 inch Barb Sizes

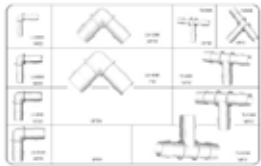
BN • NK • NK7 • PP



**EJK138** Thread to Barb Adapters and Hex Nipples • 1/8 inch NPT – 1 inch NPT and 1/4 inch – 1 inch Barb Sizes

BN • NK • NK7 • PP

# Fitting Kits (CONTINUED)




**EJK139** Barbed Elbows and Tees Kit • 1/4 inch – 3/4 inch Barb Sizes

BN • NK • NK7 • PP



**EJK140** Threaded Elbows and Tees Kit • 1/8 inch NPT – 1/2 inch NPT and 1/4 inch – 3/4 inch Barb Sizes

BN • NK • NK7 • PP



**EJK141** Barbed Couplers and Reducers Kit • 1/4 inch – 1 inch Barb Sizes

BN • NK • NK7 • PP



**EJK145-EJ** Automotive Heater Hose Connector Kit • Tees, Couplers, Reducers and Elbows • 1/4 inch – 3/4 inch Barb Sizes



**EJK146-EJ** Automotive Fuel Line Connector Kit • Y, Tee, Reducer, Elbow and Couplers • 1/8 inch – 3/4 inch Barb Sizes



**EJK147** Small Automotive Biofuel Compatible Hose Connector Kit • Y, Tee, Reducer, Elbow and Couplers • 1/8 inch – 1/4 inch Barb Sizes


PVDF

# Fitting Kits (CONTINUED)



**EJK148** Large Automotive Biofuel Compatible Hose Connector Kit • Tee, Reducer, Elbow and Couplers • 1/4 inch – 3/4 inch Barb Sizes

PVDF



**EJK200** Male Thread to Barb Adapter Kit • 1/8 inch NPT – 1/4 inch NPT and 1/8 inch – 3/4 inch Barb Sizes

BN • NK • NK7 • PP



**EJK201** Barbed Elbows, Tees and Ys Kit • 1/16 inch – 3/8 inch Barb Sizes

BN • NK • NK7 • PP



**EJK202** Threaded Elbows, Tees, Nipples and Plugs • 1/8 inch NPT – 1/4 inch NPT and 1/16 inch – 3/8 inch Barb Sizes

BN • NK • NK7 • PP



**EJK203** British Standard Pipe Threaded Adapter Kit • Threaded Elbow, Adapter and Tee • 1/8 inch BSPT – 3/8 inch BSPT and 1/8 inch – 3/8 inch Barb Sizes

BN • NK • NK7 • PP

# Fitting Kits (CONTINUED)



**EJK300** Miniature Bulkhead & Panel Mount Kit • 1/16 inch – 1/4 inch x 1/16 inch

BN • PP



**EJK301** Miniature Bulkhead & Panel Mount Kit • 1/8 inch – 1/4 inch x 1/8 inch

BN • PP



**EJK302** Miniature Bulkhead & Panel Mount Kit • 1/16 inch – 1/4 inch x 3/32 inch


BN • PP



**EJK303** Miniature Bulkhead & Panel Mount Kit • 1/8 inch – 1/4 inch x 5/32 inch


BN • PP

# Fitting Kits (CONTINUED)




**EJK304** Miniature Bulkhead & Panel Mount Kit • 1/8 inch – 1/4 inch x 3/16 inch

BN • PP




**EJK310** Small Luer Fittings Kit • Male Luer, Female Luer, Plug and Large Bore Fittings • 3/32 inch – 1/4 inch Barb Sizes

CVU • PP



**EJK312** Luer Fitting Kit • Male Luer, Female Luer, Plug and Large Bore Fittings • 1/16 inch – 1/4 inch Barb Sizes

CVU



**EJK314** Swivel Disconnects Kit • Swivel Straight, Elbow, Plug and Thread Converter Fittings • 1/4 inch, 3/8 inch, and 9/16 inch Barb Sizes

CVU



**EJK330HC** Nylon Hose Clamps Kit • 6/6 Clamps • .220 inch – 1.776 inch Size Range

OETIKER STEPLESS EAR CLAMPS | WORM DRIVE CLAMPS | HANDY CLAMPS  
CLAMP PINCERS & TUBE CUTTERS | IDEAL 1/4" HEX HEAD SCREW CLAMPS

# Clamps & Accessories





# Clamps & Accessories

OETIKER STEPLESS EAR CLAMPS | WORM DRIVE CLAMPS | HANDY CLAMPS  
CLAMP PINCERS & TUBE CUTTERS | IDEAL 1/4" HEX HEAD SCREW CLAMPS

## PLASTIC AND STAINLESS STEEL HOSE CLAMPS

Eldon James offers a wide selection of quality tubing clamps, stainless steel Oetiker and ideal clamps, nylon handy clamps, clamp pincers, and tube cutters. Make the perfect seal with an Eldon James tubing clamp, tube, and barb fitting combination.

Reliable, PVC-free tubing requires reliable, built-to-last accessories to match.

That's why we offer the premier tubing clamps and other accessories that work great with our PVC-free tubing and fittings.

Eldon James is committed to clean, green manufacturing of all our products. Since 1987, we have been in the business of producing safe, efficient alternatives to PVC tubing and fittings. Contact us today to learn more about our products.

## AMONG OUR ACCESSORIES ARE:

### Oetiker Stepless Ear Clamps

With multiple sizes available to suit your needs, these clamps feature no steps or gaps on the inner circumference and offer excellent corrosion resistance in both water and atmospheric environments.

### Handy Clamps

Handy clamps from Eldon James offer an economical and simple method for securing your PVC-free tubing to the proper fittings. Made from a tough nylon material that can withstand high temperatures and provides a reliable closure.

### Pincers and Tube Cutters

Our autoclavable mini clamp pincer makes it easy to secure and lock your tubing clamps, while our professional tubing cutter comes with tough, replaceable Swiss steel blades.

### Ideal 1/4" Hex-Head Screw Clamps

Available in four different size ranges, our screw clamps are made from stainless steel bands with zinc-plated, yellow chromate, carbon steel screw. These screw clamps are tiny yet tough.



ELDON JAMES' FITTINGS ARE WIDELY USED IN BEVERAGE LINES  
OR OTHER GAS TRANSFER APPLICATIONS.



# Oetiker Stepless Ear Clamps

TO BUILD YOUR HANDY CLAMP SKU, SIMPLY USE THE **PRODUCT NO.**

(Material Codes Key on page 186)



All Oetiker Stepless Ear Clamps Come In  
100 PACK · DEGREASED

**16700983** Oetiker Stepless Ear Clamp • 5.8 – 7.0 mm .228 – .276 inch Range

SS

**16700984** Oetiker Stepless Ear Clamp • 6.8 – 8.0 mm .268 – .315 inch Range

SS

**16700985** Oetiker Stepless Ear Clamp • 7.0 – 8.5 mm .276 – .343 inch Range

SS

**16700988** Oetiker Stepless Ear Clamp • 8.8 – 10.5 mm .346 – .413 inch Range

SS

**16700989** Oetiker Stepless Ear Clamp • 9.6 – 11.3 mm .378 – .445 inch Range

SS

**16700992** Oetiker Stepless Ear Clamp • 9.8 – 12.3 mm .386 – .484 inch Range

SS

**16700993** Oetiker Stepless Ear Clamp • 10.8 – 13.3 mm .425 – .524 inch Range

SS

**16700997** Oetiker Stepless Ear Clamp • 11.5 – 14.0 mm .453 – .551 inch Range

SS

# Oetiker Stepless Ear Clamps (CONTINUED)



**16700999** Oetiker Stepless Ear Clamp • 12.0 – 14.4 mm .472 – .570 inch Range

SS

---

**16701005** Oetiker Stepless Ear Clamp • 13.2 – 15.7 mm .520 – .618 inch Range

SS

---

**16701009** Oetiker Stepless Ear Clamp • 14.5 – 17.0 mm .571 – .669 inch Range

SS

---

**16701015** Oetiker Stepless Ear Clamp • 15.3 – 18.5 mm .602 – .728 inch Range

SS

---

**16701021** Oetiker Stepless Ear Clamp • 16.6 – 19.7 mm .654 – .779 inch Range

SS

---

**16701029** Oetiker Stepless Ear Clamp • 17.8 – 21.0 mm .701 – .827 inch Range

SS

---

**16701058** Oetiker Stepless Ear Clamp • 20.9 – 24.1 mm .823 – .949 inch Range

SS

---

**16701072** Oetiker Stepless Ear Clamp • 22.4 – 25.6 mm .882 – 1.008 inch Range

SS

---

**16701087** Oetiker Stepless Ear Clamp • 23.9 – 27.1 mm .941 – 1.067 inch Range

SS

# Oetiker Stepless Ear Clamps (CONTINUED)

**16701103** Oetiker Stepless Ear Clamp • 25.5 – 28.6 mm 1.004 – 1.126 inch Range

SS

---

**16701136** Oetiker Stepless Ear Clamp • 26.9 – 30.1 mm 1.060 – 1.185 inch Range

SS

---

**16701203** Oetiker Stepless Ear Clamp • 28.3 – 33.0 mm 1.117 – 1.303 inch Range

SS

---

**16701225** Oetiker Stepless Ear Clamp • 31.9 – 34.59 mm 1.236 – 1.362 inch Range

SS

---

**16701245** Oetiker Stepless Ear Clamp • 32.89 – 36.09 mm 1.295 – 1.421 inch Range

SS

---

**16701986** Oetiker Stepless Ear Clamp • 91.8 – 95.0 mm 3.614 – 3.740 inch Range

SS

---

**16702487** Oetiker Stepless Ear Clamp • 5.3 – 6.5 mm 0.209 – 0.256 inch Range

SS

---

**16707163** Oetiker Stepless Ear Clamp • 34.9 – 38.1 mm 1.374 – 1.50 inch Range

SS

---

**16707949** Oetiker Stepless Ear Clamp • 37.8 – 41.0 mm 1.488 – 1.614 inch Range

SS

---



# Handy Clamps

TO BUILD YOUR HANDY CLAMP SKU, SIMPLY USE THE **PRODUCT NO.**

(Material Codes Key on page 186)



**HC-A** Handy Clamp • 6.5 mm Max and 5.6 mm Minimum Diameter

6/6 BN

---

**HC-AA** Handy Clamp • 7.9 mm Max and 6.5 mm Minimum Diameter

6/6 BN

---

**HC-B** Handy Clamp • 9.2 mm Max and 7.9 mm Minimum Diameter

6/6 BN

---

**HC-BB** Handy Clamp • 10.3 mm Max and 9.2 mm Minimum Diameter

6/6 BN

---

**HC-C** Handy Clamp • 11.8 mm Max and 10.2 mm Minimum Diameter

6/6 BN

---

**HC-D** Handy Clamp • 13.8 mm Max and 12.0 mm Minimum Diameter

6/6 BN

---

**HC-E** Handy Clamp • 15.1 mm Max and 13.1 mm Minimum Diameter

6/6 BN

# Handy Clamps (CONTINUED)

**HC-F** Handy Clamp • 17.1 mm Max and 15 mm Minimum Diameter

6/6 BN

---

**HC-G** Handy Clamp • 19.1 mm Max and 16.9 mm Minimum Diameter

6/6 BN

---

**HC-H** Handy Clamp • 20.6 mm Max and 18.1 mm Minimum Diameter

6/6 BN

---

**HC-J** Handy Clamp • 23 mm Max and 20.3 mm Minimum Diameter

6/6 BN

---

**HC-K** Handy Clamp • 26.1 mm Max and 23.1 mm Minimum Diameter

6/6 BN

---

**HC-L** Handy Clamp • 27.6 mm Max and 24.5 mm Minimum Diameter

6/6 BN

---

**HC-M** Handy Clamp • 29.5 mm Max and 26.5 mm Minimum Diameter

6/6 BN

---

**HC-N** Handy Clamp • 32.2 mm Max and 28.8 mm Minimum Diameter

6/6 BN

---

**HC-P** Handy Clamp • 34.8 mm Max and 32 mm Minimum Diameter

6/6 BN

---

**HC-Q** Handy Clamp • 37.9 mm Max and 34.3 mm Minimum Diameter

6/6 BN

---

**HC-R** Handy Clamp • 42.4 mm Max and 38.5 mm Minimum Diameter

6/6 BN

# Handy Clamps (CONTINUED)



**HC-S** Handy Clamp • 45.2 mm Max and 41.8 mm Minimum Diameter

6/6 BN

---

**HC-U** Handy Clamp • 51.1 mm Max and 47.4 mm Minimum Diameter

6/6 BN

---


**HC-W** Handy Clamp • 56.5 mm Max and 53.0 mm Minimum Diameter

6/6 BN

---

**HC-X** Handy Clamp • 60.5 mm Max and 55.0 mm Minimum Diameter

6/6 BN



# Ideal 1/4" Hex Head Screw Clamps

TO BUILD YOUR HANDY CLAMP SKU, SIMPLY USE THE **PRODUCT NO.**

(Material Codes Key on page 186)



**62606** Ideal Hex Head Screw Clamp • 8 – 22 mm 0.3125 – .875 inch – #6

SS

**62M08** Ideal Hex Head Screw Clamp • 11 – 25 mm 0.4375 – 1.00 inch – #8

SS

**62M12** Ideal Hex Head Screw Clamp • 14 – 32 mm 0.5625 – 1.25 inch – #12

SS

**62M16** Ideal Hex Head Screw Clamp • 18 – 38 mm 0.6875 – 1.50 inch – #16

SS







**MATERIALS | CHEMICAL RESISTANCE | TERMS OF SALE**

# Technical Information



# Our Materials

**BN** **BLACK NYLON:** Made from 6/6 nylon, black nylon fittings exhibit strength, moderate stiffness, high service temperature, high impact resistance, and tensile strength. Resistant to fuels, lubricants and many chemicals, but vulnerable to attack by phenols, strong acids, and oxidizing agents. RoHS compliant. Used in fuel lines, vacuum systems, and general-purpose applications.

**CVU** **CRYSTALVU™ (POLYOLEFIN):** A clear transparent alternative to polycarbonate containing no Bisphenol-A (BPA). These BPA-free plastic fittings will not deform at temperatures to 180 °C (356 °F). Autoclavable with enhanced characteristics compared to polycarbonate that includes: Superior chemical resistance, no crazing with multiple autoclave cycles, plus gamma and EtO Sterilization compatibility. RoHS compliant, USP Class VI, EU 2002/72/EC.

**E8402** **E8402:** A POE copolymer that offers excellent performance as it is durable and flexible. Parts molded in this material provide high clarity. The materials low density can reduce the weight of end products. E8402 is the perfect material for bag ports as the port will flex with the bag film rather than being a rigid material working against the bag film. The barb will also flex giving our parts an advantage over other brittle materials that could crack with sideload.

**GFBN** **GLASS-FILLED BLACK NYLON:** A standard material used in automotive and marine under-the-hood, heater and coolant applications. RoHS compliant. GFBN's enhanced impact resistance results from the inclusion of uniformly dispersed glass fibers that add strength to the resin. Automotive industry approvals.

**GP** **GRAY POLYPROPYLENE:** Has the same physical and chemical resistance properties as Natural Polypropylene but is less expensive. WP fittings contain recycled runner material produced during virgin material, Natural Polypropylene production runs. Gray Polypropylene fittings are manufactured to the same tolerances and quality standards as our Natural Polypropylene fittings. GP is not a USP Class VI material and does not offer lot tractability. RoHS compliant.

**HDPE** **HIGH DENSITY POLYETHYLENE:** Complies with FDA 21 CFR 177.1520 when used unmodified for the manufacture of food contact articles. HDPE has various applications for use in medical products and devices. It has excellent resistance to chemicals but exhibits lower thermal resistance than other materials. It is a softer material than nylon or polypropylene and much softer than Kynar®. RoHS compliant.

**MN** **MEDICAL NYLON:** Nylons exhibit good tensile strength, moderate stiffness, and high impact resistance. They're resistant to fuels, lubricants and many chemicals, but vulnerable to attack by phenols, strong acids, and oxidizing agents. (MN) White Medical Nylon is made from the same resin as Natural Nylon but has an FDA compliant white colorant added. RoHS compliant.

**NN** **NATURAL NYLON:** Nylons exhibit good tensile strength, moderate stiffness, and high impact resistance. They're resistant to fuels, lubricants and many chemicals, but vulnerable to attack by phenols, strong acids, and oxidizing agents.

**NK** **NATURAL KYNAR®:** Natural Polyvinylidene Fluoride (PVDF) resin features translucent, off-white hemispheres. RoHS compliant and animal derivative-free. High stability in harsh thermal, chemical and ultraviolet environments. High toughness and mechanical strength, low permeability, abrasion-resistant. NK material can be autoclaved to 285 °F (140 °C) and meets USP Class VI requirements. Generally, these plastic fittings are chemically resistant to most acids, salts, weak bases, halogenated solvents, alcohols, nuclear and UV radiation, oxidants, ozone, and deionized water.

# Our Materials (CONTINUED)

- NK7** **NATURAL KYNAR® 7:** A white Natural Polyvinylidene Fluoride (PVDF) resin that is biopharma compatible and USP 661 and BPOG compliant. Offers excellent chemical resistance, inherent flame resistance, high gamma radiation resistance, good UV and weather resistance, good mechanical properties, low moisture absorption and good machinability. 1.78 g/cm<sup>3</sup> density.
- PP** **ANIMAL DERIVATIVE FREE POLYPROPYLENE:** A polypropylene formulated for biomedical and bioprocess applications. Meets FDA requirements 21 CFR 177.1520(a)(3)(i) and (c)3.1a. Flint Hills 13R9A material grade. PP material has a Drug Master File listing and is RoHS compliant. It is radiation stable and is resistant to solvents, chemicals, water and other inorganic environments. It resists most strong mineral acids and bases; however, it is subject to attack by oxidizing agents.
- SS** **STAINLESS STEEL:** Fittings produced with 316L alloy perform well in high temperature, harsh physical environments. 316L molybdenum-bearing stainless steel has excellent impact and chemical resistance but is less resistant than other types of stainless steel to highly oxidizing acids, such as nitric acid. RoHS compliant. The material has wide application in pharmaceutical and dairy processing and is used extensively for fittings in the brewery, beverage and bioprocess industries.
- TPE** **THERMOPLASTIC ELASTOMER:** A semi-transparent, autoclavable material that is stable to 135 °C. TPE luers are made from the same class of material as our TPE tubing and exhibit ultra-low extractables and low oxygen permeability. USP Class VI, ISO 1993-5 (non cytotoxic), ISO 1993-4 (non hemolytic) and BPA free.
- WN** **WHITE NYLON:** Has the same chemical and physical properties as Natural Nylon. WN fittings contain recycled runner material produced during virgin material, Natural Nylon production runs. White Nylon fittings are manufactured to the same tolerances and quality standards as our Natural Nylon fittings. WN and does not offer a lot of tractability. RoHS compliant.
- WP** **WHITE POLYPROPYLENE:** Has the same physical and chemical resistance properties as Natural Polypropylene but is less expensive. WP fittings contain recycled runner material produced during virgin material, Natural Polypropylene production runs. White Polypropylene fittings are manufactured to the same tolerances and quality standards as our Natural Polypropylene fittings. WP is not a USP Class VI material and does not offer lot tractability. RoHS compliant.

# Chemical Resistance

- A** Excellent (no effect)
- B** Good (minor effect)
- C** Fair (moderate effect)
- D** Poor (severe effect)

- (1)** Satisfactory to 22°C 72°F
- (2)** Satisfactory to 48°C 120°F

- +** Tensile Strength @ Yield and Elongation @ Break Unchanged to 60°C (140°F)
- No Data Available

Chemical	HDPE	LDPE	Nylon	Polybycarbonate	Polypropylene	Kynar	Acetal-Delrin	3161 Stainless
Acetaldehyde	C	C	A	C1	A1	D	A	A
Acetamide	A	A	A	D	A1	C	A	A
Acetate Solvent	A	A	A	-	B1	A	-	A
Acetic Acid: 80%	A	D	D	B1	A	C	D	B
Acetic Acid: 20%	A	A	D	A1	A	A	C	A
Acetic Acid: Glacial	A	D	B	B1	A1	A1	D	A
Acetic Acid: Vapors	-	-	D	-	-	A	-	D
Acetone	D	B1	A	D	A	D	A	A
Acetylene	-	D	A	D	A1	A	A	A
Acrylonitrile	A	A	A1	D	A1	A1	-	A1
Alcohol: Benzyl	B	D	B1	-	A	A	A	B
Alcohol: Ethyl	A	B	A1	B2	A	-	A1	A
Alcohol: Isopropyl	A	A2	D	A2	A2	-	A	B
Alcohol: Methyl	A	A1	B1	B1	A2	A	A	A
Alcohol: Propyl	-	A2	D	-	A	A2	A	A
Allyl Chloride	A	-	-	-	A	A	-	A
Aluminum Fluoride	A	A2	A1	-	A	A	C	D
Aluminum Hydroxide	A	A2	A1	B1	A	A	A	C1
Aluminum Nitrate	-	A2	A1	A1	A2	A2	B1	A
Aluminum Sulfate	A	A2	A2	A	A	A	B1	B2
Alums	-	A	A	-	A	-	-	A
Amines	B	C1	D	D	B2	-	D	A
Ammonia 10%	A	C1	A	D	A2	A	D	A
Ammonia Anhydrous	A	B2	A1	D	A	A	D	A2
Ammonia Liquid	A	C1	B1	D	A2	A	D	A2
Ammonium Acetate	A	A	A	-	A	-	-	A
Ammonium Bifluoride	-	A2	-	-	A	A	D	B1
Ammonium Carbonate	B	B2	A1	-	A	A	D	B
Ammonium Chloride	A	A2	B	A2	A	A	B	B2
Ammonium Hydroxide	A	A1	A	D	A	A	C	A1
Ammonium Nitrate	A	A1	A1	-	A	A	A2	A
Ammonium Persulfate	A	A2	D	-	A	A1	D	B
Ammonium Phosphate: Dibasic	-	A2	C1	A2	A	A	B2	C
Ammonium Phosphate: Monobasic	-	A	B	-	A	-	B	C
Ammonium Phosphate: Tribasic	-	C	B	-	A	-	B	B
Ammonium Sulfate	A	A1	A1	A2	A	A	B1	B
Ammonium Thiosulfate	-	A	-	-	-	-	B	A
Amyl Alcohol	A	B2	A1	B1	B1	A	A	A
Aqua Regia 80% HCL-20% HNO3	D	B1	D	D	B1	A2	D	D
Asphalt	-	A1	A	D	B1	A	B2	A
Barium Hydroxide	-	B2	A1	D	B	A	D	B
Barium Sulfate	B	B2	A1	D	B1	A	B2	B1
Barium Sulfide	A	B2	A1	-	B	A	A	B2
Beer	A	A2	A1	A2	A1	A	A1	A
Benzaldehyde	B	A1	A1	D	D	A2	A	B
Benzene	D	D	A1	D	D	A2	A1	B
Benzene Sulfonic Acid	A	A1	D	D	D	-	-	B
Benzoic Acid	A	A1	D	B1	B1	A	B	B
Benzyl Chloride	-	-	A2	-	C1	-	A	B1
Bleach	-	-	A	-	D	A	D	A
Borax (Sodium Borate)	A	A2	A	-	B	A	B	A
Boric Acid	A	A2	B	-	A	A	A	A1
Bromine	D	D	D	C1	D	A	D	D
Butadiene	D	D	C1	D	C	A	A	A1
Butane	-	C1	A2	D	A1	A	A	A2
Butanol (Butyl Alcohol)	-	B2	B1	B1	A1	A	A	A1
Butyl Amine	-	C1	A2	D	B1	A1	C1	A

# Chemical Resistance (CONTINUED)

Chemical	HDPE	LDPE	Nylon	Polybycarbonate	Polypropylene	Kynar	Acetal-Delrin	3161 Stainless
Butyl Ether	-	-	A2	-	D	A1	D	A1
Butylene	-	B1	B1	D	-	A	A	A
Butyric Acid	D	D	C1	D	B1	A	A	B2
Calcium Carbonate	+	B1	A	C2	A	A	A	B
Calcium Chloride 30% in water	A	B2	A1	-	A2	A	D	B2
Calcium Hydroxide 10%	A	+	A	-	A	A	A	B
Calcium Hydroxide (saturated)	A	-	A	-	A	A	-	B
Calcium Hypochlorite 30%	A	+	-	-	A	A	-	B
Calcium Nitrate	B	A1	A1	A2	A2	A2	D	B2
Calcium Oxide	+	B1	B	-	A	A	A	A
Calcium Sulfate	+	B1	D	A2	A	A	D	B
Carbolic Acid (Phenol)	-	D	D	D	B	A1	D	B
Carbon Dioxide (dry)	+	A1	A1	-	A2	A	A	A1
Carbon Monoxide	+	A2	A1	-	A	B	A	A
Carbonated Water	-	A	A	-	B	-	A	A
Carbonic Acid	B	B2	A1	A1	A	A	B1	A
Chlorine Water	C	B1	C1	-	D	B	D	C
Chlorine, Anhydrous Liquid	C	D	D	C	D	A1	A1	C
Chlorine (dry)	B	D	D	-	D	A	D	B
Chloroacetic Acid	A	D	D	D	C1	A1	D	A1
Chlorobenzene (mono)	D	C1	D	D	C1	A1	D	B
Chlorobromomethane	-	A	C	-	A	-	-	-
Chlorosulfonic Acid	D	D	D	C1	D	D	D	B2
Citric Acid	A	D	A1	A1	A	A	B1	A2
Citric Oils	B	-	-	-	A	-	B	A
Clorox® (bleach)	-	-	A	-	D	A	-	-
Coffee	+	+	A	-	A	-	A	A
Copper Chloride	+	+	D	-	A	A	A	D
Copper Sulfate 5%	A	A2	D	A1	A	A	D	B
Cresols	D	C1	D	D	D	A2	D	A
Cyclohexane	D	B1	A	B	D	A	A1	A
Cyclohexanone	B	D	A	D	D	D	A	A2
Detergents	A	+	A1	A1	A	A	A1	A1
Dextrin	A	+	-	-	A	A	-	B
Diacetone Alcohol	A	A	A1	D	A1	D	-	B
Dichloroethane	C	C1	A1	D	D	A	A1	B
Diesel Fuel	D	C1	A	A2	A1	A	A	A1
Diethyl Ether	D	-	A1	D	A1	A1	-	B2
Diethylamine	D	D	A	D	A1	D	B	A
Disodium Phosphate	A	-	-	-	A	A	-	A
Ethane	+	-	D	-	D	A	A1	A1
Ethanol	A	B	A1	B2	A	A	A1	A
Ethanolamine	-	-	A	-	D	C1	D	A
Ether	D	D	A	-	D	B1	-	A
Ethyl Acetate	A	A	A2	D	A1	D	A	B
Ethyl Benzoate	B	C2	-	D	B1	D	-	-
Ethyl Chloride	C	C1	A1	D	D	A	A1	A
Ethyl Ether	D	D	A1	-	D	A2	A1	B
Ethylene Glycol	A	A2	A	B1	A	A	B	B
Ethylene Oxide	B	A	A1	C1	D	A	D	B
Fatty Acids	A	D	A1	B1	A	A	A	A
Ferric Chloride	D	A1	A	A2	A	A	D	D
Ferric Nitrate	+	A2	A1	A1	A	A	D	B
Ferric Sulfate	+	A2	A1	A1	A	A	D	A
Ferrous Sulfate	+	A2	D	A1	A	A	D	B
Formaldehyde 40%	A	D	A	A1	A	A	A2	A
Formaldehyde 100%	A	B	D	A2	C	A	A	A
Formic Acid	A	D	D	A1	A1	A	A2	A1
Fruit Juice	+	A	A	-	B	A	D	A
Fuel Oils	C	B	A1	B1	A	B	A	A
Furfural	A	D	B	D	D	B2	A	B
Gallic Acid	A	A	A	-	A	A1	-	B
Gasoline (high aromatic)	B	A	A	A	A	A	B	A

# Chemical Resistance (CONTINUED)

Chemical	HDPE	LDPE	Nylon	Polybycarbonate	Polypropylene	Kynar	Acetal-Delrin	3161 Stainless
Gasoline (unleaded)	B	-	A2	A2	C1	A	A	A2
Glucose	A	A2	A	A1	A	A	A	A
Glue P.V.A.	A	A1	A1	-	-	-	A	A2
Glycerine	A	A1	A1	A2	A	A	A	A
Glycolic Acid < 70%	+	+	-	-	A	B	A	A
Heptane	B	B1	A	B	C2	A	A	A
Hexane	C	D	B	D	B1	A	A	A
Honey	+	+	A	A1	A	A	A	A
Hydraulic Oil (petroleum)	A	C	A1	-	D	A	B	A
Hydraulic Oil (synthetic)	A	A	A1	-	D	A	-	A
Hydrazine	D	+	-	D	C	A	B	A
Hydrochloric Acid 20%	A	A2	D	B1	B2	A	C	D
Hydrochloric Acid 100%	D	+	D	D	B1	A	D	D
Hydrofluoric Acid < 50%	A	A1	D	D	A2	A	D	D
Hydrofluoric Acid 75%	B	C1	D	D	C1	A	D	D
Hydrofluoric Acid 100%	D	-	D	D	C1	A	D	B1
Hydrofluosilicic Acid 20%	B	B2	D	-	A	A	B	B1
Hydrofluosilicic Acid 100%	C	B1	D	-	A	A1	A	D
Hydrogen Gas	A	A2	A2	A2	A	A	-	A
Hydrogen Peroxide 10%	A	A	C1	A2	A	A	D	B
Hydrogen Peroxide 30%	A	C2	D	A2	B1	A	D	B
Hydrogen Peroxide 50%	A	C2	D	A2	B1	A1	D	A2
Hydrogen Peroxide 100%	A	C2	D	A	B1	A1	D	A2
Hydrogen Sulfide (aqua)	A	A	C1	A	A1	A	C	A
Hydroquinone	-	A	D	-	A	-	A	B
Hydroxyacetic Acid 70%	-	A	-	-	-	A	A	-
Iodine	B	A1	A	-	C	A2	D	D
Iodine (in alcohol)	B	B	C	-	-	A	D	-
Isooctane	B	B	A1	B1	A2	A2	-	A1
Isopropyl Acetate	B	B1	B1	D	B1	D	D	A
Jet Fuel (JP3, JP4, JP5)	D	D	C	A1	A1	B	A1	A
Kerosene	B	C1	A	D	B	A	A2	A
Ketones	D	C1	A2	D	C	C1	D	A
Lacquer Thinner	D	A	A1	B	D	-	D	A
Lacquer	D	A	A1	D	D	D	D	A
Lactic Acid	A	A1	B	B	B	B1	B	B1
Latex	+	+	A1	-	A2	A	B	A2
Ligroin	-	A	D	-	A2	A	B	A
Lime	+	A	A1	-	-	A	B	A
Linoleic Acid	-	A	-	-	B1	A2	B	A
Lithium Hydroxide	D	-	-	D	-	-	-	B
Lubricants	B	D	A1	A1	A1	A	A	A2
Lye: KOH Potassium Hydroxide	B	A	C	D	A	A	A	A1
Lye: NaOH Sodium Hydroxide	B	D	A	D	A	D	C	B1
Lye: CaOH2 Calcium Hydroxide	B	A2	A2	D	A2	A2	D	B
Magnesium Bisulfate	-	-	A1	A1	A2	-	-	A1
Magnesium Chloride	A	A1	A1	A2	A2	A	B1	D
Magnesium Hydroxide	B	A2	B1	A1	A	A	A	A1
Malic Acid	-	B2	A	-	A1	A	A	A2
Methane	-	-	A	-	A	A	A	A
Methanol (Methyl Alcohol)	A	A1	B1	B1	A2	A	A	A
Methyl Alcohol 10%	A	A1	B1	B1	A2	A	A	A
Methyl Cellosolve	-	-	C	D	B	A	D	B
Methyl Chloride	-	C1	B1	D	D	A	B	A
Methyl Ethyl Ketone (MEK)	D	D	A1	D	B2	D	C	A
Methyl Isobutyl Ketone	D	C	B2	D	A	D	-	B
Methyl Isopropyl Ketone	-	D	A	D	-	-	-	A
Methylamine	-	A1	-	-	A2	C	D	A
Methylene Chloride	D	D	C1	D	B1	B1	B	B
Milk	+	A	A	A	B	A2	A	A
Mineral Spirits	D	B	A	C	B	-	A	A
Monochloroacetic Acid	D	-	D	D	-	B1	D	A1
Monoethanolamine	-	C	A	-	B	C	D	A

# Chemical Resistance (CONTINUED)

Chemical	HDPE	LDPE	Nylon	Polybycarbonate	Polypropylene	Kynar	Acetal-Delrin	316L Stainless
Morpholine	+	-	A2	D	B2	B1	-	A1
Motor Oil	-	C1	A2	A	A1	B	B	A2
Naphtha	-	A1	A	B	B	A	A1	A
Natural Gas	-	A	-	-	A	-	B	A
Nitric Acid (5-10%)	A	B	D	A	A	A1	D	A
Nitric Acid (20%)	B	C	D	B1	A2	A	D	A
Nitric Acid (50%)	D	B1	D	B	B	A1	D	A1
Nitrobenzene	D	C1	B1	D	B1	A1	C	B
Nitromethane	D	A	B1	D	B2	A2	A	A1
Nitrous Oxide	-	C	C	-	D	D	-	B
Oil: Citric	-	A	A	A	A	A	A	A
Oil: Corn	-	A	A	-	A2	A	A	A
Oil: Crude Oil	D	-	A	-	A	A	A	A
Oil: Diesel Fuel (20, 30, 40, 50)	-	A	A	-	A1	A	D	A
Oil: Fuel (1, 2, 3, 5A, 5B, 6)	-	B	A	B	B	B	D	A
Oil: Silicone	A	A	A1	-	A	A	A	A
Oil: Turbine	-	C	A	-	B1	A	A	A
Oleic Acid	C	C2	A	-	B1	A	A	A
Oxalic Acid (cold)	A	A2	B2	-	A2	B	B	A
Ozone	A	C1	D	A1	B	A	C	A
Palmitic Acid	+	+	A	-	B1	A2	A	A1
Paraffin	B	B	A1	A1	A1	A	A	A
Pentane	-	D	A1	A	D	A	B	A
Perchloric Acid	D	B	D	-	C	A	C	C
Petroleum	D	C1	A1	-	B1	A	B	A1
Phenol (10%)	D	B	D	B1	B1	A	B	B
Phenol (Carbolic Acid)	D	D	D	D	B	A1	D	B
Phosphoric Acid (<40%)	A	A	B1	A	A2	B	D	C
Phosphoric Acid (>40%)	A	B1	B1	A	A2	B	D	D
Plating Solutions: Copper Sulfate Bath R.T.	-	-	D	-	A	A	A	D
Plating Solutions: Gold Plating (Acid 75 °F)	-	-	A	-	A	-	-	C
Plating Solutions: Silver Plating (80°F-120 °F)	-	-	A	-	A	-	-	A
Potassium Bicarbonate	B	A	A1	-	A	B	-	B
Potassium Bromide	B	A	A1	A1	A	A	A	B
Potassium Chloride	A	A1	A1	A	A	A	A	A1
Potassium Dichromate	B	A	B1	A1	A	A	A	B1
Potassium Ferricyanide	+	A2	B1	-	A2	A2	B1	B1
Potassium Hydroxide	A	A	C1	D	A	A	A	A1
Potassium Iodide	B	B1	A1	-	A2	A2	-	A1
Potassium Nitrate	B	A	B1	A1	A	A	A	B
Potassium Permanganate	A	A	D	A2	A1	A	A	B
Propane (liquefied)	D	C1	A1	C1	A	A	A	A
Propylene Glycol	A	B2	A	B1	A2	-	B	B
Pyridine	D	B1	C1	D	A2	D	B	A
Quinine	+	+	-	-	-	-	-	-
Resorcinal	-	B2	D	B1	A2	-	-	-
Rosins	B	B1	A1	-	A2	-	B	A1
Salicylic Acid	+	B2	A1	A1	A1	A	D	B2
Sea Water	A	A2	A2	A2	A	A	A	C
Shellac (Orange)	-	A1	A1	-	A	-	A	A
Silicone	+	+	A1	A2	A	A	A	A
Silver Bromide	-	A	-	-	-	-	C	D
Silver Nitrate	A	A	A1	A2	A1	A	A	B
Soap Solutions	B	D	A1	A1	A	A1	A	A1
Sodium Acetate	A	A	B1	A1	A	A	B	B1
Sodium Benzoate	B	A2	B1	A2	A2	A2	-	-
Sodium Bicarbonate	A	A2	A	A2	A	A	A	A1
Sodium Bisulfate	B	A2	A1	A1	A	A	B	C
Sodium Bisulfite	B	A2	C1	A1	A	A	C	B1
Sodium Borate (Borax)	B	A2	A1	A1	A2	A	-	B
Sodium Bromide	+	A2	B1	-	-	A2	A	C
Sodium Carbonate	A	B2	B1	A2	A	A	A1	A
Sodium Chlorate	+	B2	D	A1	A	A	A	B1

# Chemical Resistance (CONTINUED)

Chemical	HDPE	LDPE	Nylon	Polybycarbonate	Polypropylene	Kynar	Acetal-Delrin	316L Stainless
Sodium Chloride	A	A2	A1	A2	A	A	A1	B
Sodium Hydrosulfite	-	-	A	-	-	-	-	-
Sodium Hydroxide: (20%)	C	B	A	A2	A	A	A	B2
Sodium Hydroxide: (50%)	C	B	A	D	A	D	A	B1
Sodium Hydroxide: (80%)	C	-	C	D	A	D	D	B1
Sodium Hypochlorite (100%)	C	B2	D	-	B	A	D	D
Sodium Hypochlorite (< 20%)	A	A	D	C	A	A	D	C
Sodium Nitrate	B	A2	A1	-	A	A	A	B1
Sodium Perborate	-	A1	B1	-	A	-	B	B
Sodium Polyphosphate	B	A	A1	-	A	A	B	B
Sodium Silicate	A	A2	A1	-	A	A	C	B
Sodium Sulfate	+	A2	A	A2	A	A	B	B1
Sodium Sulfite	B	B1	D	-	A2	A	-	A
Sodium Tetraborate	B	A2	A	-	-	-	B	A
Sodium Thiosulfate	+	A1	B	D	A2	A	C1	B
Stearic Acid	A	B1	A2	A1	A2	A	A	A
Stoddard Solvent	-	C2	A	A2	C	A	A	A
Styrene	-	-	A1	D	-	-	A	A
Sulfate (liquors)	A	A2	B1	-	A	A	D	B
Sulfur Dioxide	D	B1	C1	-	A1	A	B	A1
Sulfur Trioxide	-	-	D	-	C	-	-	C
Sulfur Hexafluoride	-	B	B	-	-	-	-	-
Sulfuric Acid (< 10%)	A	A1	C1	A1	A2	A	D	B
Sulfuric Acid (10-75%)	A	A1	D	B1	A1	A	D	D
Sulfuric Acid (cold concentrated)	B	D	D	-	A2	A	-	B
Sulfuric Acid (hot concentrated)	B	D	D	D	D	C	-	C
Sulfurous Acid	B	B2	D	-	A	A	C	B
Tannic Acid	A	B2	C1	C	A	B	B	A
Tetrachloroethane	-	-	C1	-	C	A	C	A
Tetrahydrofuran	C	C1	A	D	C2	B1	A	A
Toluene (Toluol)	D	C1	A1	D	C1	A1	C1	A
Trichloroacetic Acid	C	A	C	D	A	B	-	C
Trichloroethylene	D	D	C1	-	C1	B	D	B
Tricresylphosphate	+	B1	A2	-	A1	D	C	B
Triethylamine	-	-	A1	-	D	A2	D	A
Trisodium Phosphate	A	A	A	-	A	A	A	B
Turpentine	B	D	B	D	D	A	A2	A
Urea	A	A	A	D	A	A	A	B
Vegetable Juice	-	-	A	-	-	-	A	A
Vinegar	A	A	A	A2	A	B	B	A
Water, Deionized	A	-	A1	-	A2	A2	-	A2
Water, Distilled	A	A2	A1	A2	A	A	B	A
Water, Fresh	A	A2	A1	A2	A	A	A2	A
Water, Salt	A	A2	A2	A2	A	A	A	B
Weed Killers	-	-	A	-	-	-	A	A
Whiskey & Wines	B	C	A1	A1	A	A	A	A
Zinc Sulfate	A	A2	A	A2	A	A	C	A

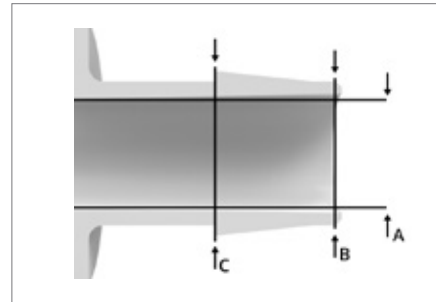
**Disclaimer and Safety Warning:** The data presented in this publication is for reference only. It was compiled from outside information provided by materials suppliers and feedstock resin manufacturers. Data is offered to our customers as a means of comparing the characteristics of a group of resins and materials in use by Eldon James at the time of publication. Specific conditions of use and a customer's application of our products are beyond our control; therefore, it is imperative that products be tested in each particular application to determine ultimate suitability. All information is provided without implied or expressed guarantee by Eldon James or its material suppliers. Eldon James assumes no liability with respect to the accuracy or completeness of the information contained herein and none of the information provided constitutes a recommendation or endorsement of any kind by the Eldon James Corporation.

An expanded listing of technical information can be found on our website at [eldonjames.com](http://eldonjames.com) in the technical section.



# Thread Specifications and Barb Dimensions

EJ Barb Size	Fits Hose ID	Dim. A	Dim. B	Dim. C
1	1/16"	.048"	.070"	.098"
1.5	3/32"	.068"	.100"	.135"
2	1/8"	.075"	.125"	.161"
2.5	5/32"	.097"	.160"	.207"
3	3/16"	.117"	.180"	.244"
4	1/4"	.140"	.250"	.300"
5	5/16"	.200"	.313"	.364"
6	3/8"	.250"	.375"	.428"
8	1/2"	.368"	.500"	.570"
10	5/8"	.470"	.625"	.712"
12	3/4"	.580"	.750"	.855"
16	1"	.800"	1.00"	1.100"

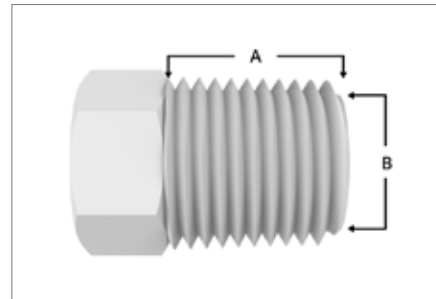


EJ Nominal Barb Dimensions  
Plastic Hose Barbs

## Thread Specifications

EJ Thread	Thread Length (A)	Thread Type	Threads Per Inch	Pitch Dia. Start/Ext. Thread (B)
Unified National Fine (UNF) Threads				
1032	1/4"	UNF	32	.1658
1032T	3/8"	UNF Taper	32	-
1/4-28	3/8"	UNF	28	.2208
National Standard Taper Pipe Thread (NPT)				
1	1/16"	NPT	27	0.27118
2	1/8"	NPT	27	0.36351
4	1/4"	NPT	18	0.47739
6	3/8"	NPT	18	0.61201
8	1/2"	NPT	14	0.75843
12	3/4"	NPT	14	0.96768
16	1"	NPT	11.5	1.21363
British Standard Pipe Thread (BSPT)				
2B	1/8"	BSPT	28	0.3601
4B	1/4"	BSPT	19	0.4506
6B	3/8"	BSPT	19	0.5886


**Thread Torque:**  
The general rule for plastic threads is finger-tight plus 1/2 to 1 turn with a wrench.



*\* Over-tightened plastic threads can put stress on the fitting and may cause it to fail.*

## Stainless Steel Barb Dimensions

Use with Hose ID	EJ Barb #	Thru Hole ID A	Barb Dia. C	Barb Dia. Metric
3/32"	1.5	.066"	.152"	3.86 mm
1/8"	2	.082"	.180"	4.57 mm
5/32"	2.5	.100"	.215"	5.46 mm
3/16"	3	.127"	.260"	6.60 mm
1/4"	4	.167"	.314"	7.98 mm
5/16"	5	.217"	.372"	9.45 mm
3/8"	6	.312"	.498"	12.65 mm
1/2"	8	.400"	.619"	15.72 mm
5/8"	10	.495"	.743"	18.87 mm
3/4"	12	.667"	.956"	24.28 mm



Stainless Steel Barbs

# Terms and Conditions of Sale

## Specific Terms and Conditions

Visa, MasterCard and American Express credit cards are accepted. Credit accounts may be established on a Net 30 basis only, following submission and approval of Eldon James Terms and Conditions Agreement. The form is available online at [www.eldonjames.com](http://www.eldonjames.com), or may be requested through Customer Service at (970) 667-2728 or [sales@eldonjames.com](mailto:sales@eldonjames.com).

**Minimum Orders:** Order total must be at least \$100.00 USD.

**Same Day Shipment:** Standard lead time for stock orders is 2 business days to ship. Orders may ship same day with a \$100 expediting charge if the order is received by 12:00 PM MST and order is less than 1,000 pieces.

**Accounts:** Orders are accepted on account for customers with an on-time payment history and no invoices more than 30 days outstanding. Delinquent accounts can result in denial of credit and accounts over 90 days past due are subject to action by a third party.

**Freight Policy:** All shipments are F.O.B. Shipping Point (Origin), from Denver, Colorado. Shipping charges are pre-paid and added to the invoice unless other arrangements are made by the customer prior to shipment. Standard shipping is by FedEx ground unless a UPS or other shipper account number is provided at the time the order is placed.

**Quality Certificates:** Many Eldon James materials meet USP Class VI and FDA requirements. Certificates of Traceability and/or Certificates of Conformance are available. Requests for certificates must appear on the purchase order (a line item entry is preferable).

**Returned Goods:** Products are not returnable after 30 days. In order for Eldon James to maintain lot traceability integrity, the following categories of products are non-returnable: All Flexelene® Tubing, all fittings with the letters NN, NK, PP, HDPE, PC, PS, E8402, CVU & MN in the suffix, and all 'antimicrobial protected' products. It is impossible for us to guarantee lot and job traceability once these products have left our facility. 'Special orders' and custom manufactured products are non-returnable unless defective. Please call prior to placing an order if you have questions about returning specific products. We will gladly provide samples for determining fit and form functionality.

**Returns Procedure:** Contact customer service for a Return Authorization Request Form. RGA numbers must be clearly visible on the outside of the return carton. Returned product is subject to a 15% minimum restocking fee unless it is defective.

## Export Orders

**International:** It is generally easier and more economical to work with a distributor when making purchases outside of the USA. Distributors provide value-added customs and freight experience and will often stock parts based on a customer's needs.

**Special Payment Terms Conditions:** International shipments must be paid for in advance by wire transfer or credit card (authorization required prior to shipment). Please provide us with a Fed Ex or UPS account number. Shipments are easier to track if the freight account originates in the country where the shipment will be received.

**Customs:** Custom's fees vary considerably between countries and shipments may be delayed by several days for processing. Eldon James provides commercial invoices, NAFTA and other documents required for international shipments; however, customers are responsible for any charges assigned by customs that are added to their shipment. These charges are frequently added at the destination. Before placing an order, please check with your country's customs office for information regarding additional charges.

**Freight Forwarding:** Use of a freight forwarding service is recommended for all large shipments. Forwarding services can economize on shipping costs by grouping deliveries to common destinations. Freight forwarding companies also have experience with customs clearing and international shipping requirements.

**Payment on Export Orders:** Invoices may be paid by: 1) Visa, MasterCard or American Express credit cards - authorization required 2) Payment by check drawn from an account at a US bank (denominated in US dollars) 3) Wire transfers in US Dollars are also welcome - bank charges are the customer's responsibility. Please contact Eldon James Customer Service 001 (970) 667-2728, 8:00 a.m. to 5:00 p.m. MST for bank account and wire transfer information.

**Limitations of Warranty:** Eldon James Corp. warrants its products to be free from defects in materials and workmanship. The exclusive remedy for defective materials or workmanship is limited to replacement of defective products returned to the Eldon James Corp. within sixty days after the invoice shipping date. NO WARRANTY OF MERCHANTABILITY OR FITNESS IS EXPRESSED OR IMPLIED. There are no warranties which extend beyond the description on the face hereof. Eldon James Corp. is not liable for consequential or other damages, or for any expense incurred through the use of its products. Customers are encouraged to request free samples for testing and evaluation to determine suitability of the product for their particular application.



# Index

## Index

Part	Page	Part	Page	Part	Page
16700983	177	A1032T-2-200	145	A4-2	142
16700984	177	A1032X-1-200	145	A4-2.5	142
16700985	177	A1032X-1.5-200	145	A4-3	142
16700988	177	A1032X-2.5-200	145	A4-4	142
16700989	177	A12-10	144	A4-4S80	148
16700992	177	A12-12	144	A4-5	142
16700993	177	A12-12S80	149	A4-6	142
16700997	177	A12-16	144	A4-6S80	148
16700999	178	A12-16S80	149	A4-8	142
16701005	178	A12-4	144	A4-8S80	148
16701009	178	A12-4S80	149	A4B-2	147
16701015	178	A12-6	144	A4B-2.5	147
16701021	178	A12-6S80	149	A4B-3	147
16701029	178	A12-8	144	A4B-4	147
16701058	178	A12-8S80	149	A4B-5	147
16701072	178	A12GH-10	155	A4B-6	147
16701087	178	A12GH-12	155	A4B-8	147
16701103	179	A12GH-16	155	A6-10	143
16701136	179	A12GH-4	155	A6-12	143
16701203	179	A12GH-6	155	A6-4	142
16701225	179	A12GH-8	155	A6-4S80	148
16701245	179	A1428-1-200	145	A6-5	142
16701986	179	A1428-1.5-200	145	A6-6	142
16702487	179	A1428-2-200	145	A6-6S80	148
16707163	179	A1428-2.5-200	145	A6-8	142
16707949	179	A1428-3-200	145	A6-8S80	148
40MP-RXC1	86	A16-16	144	A6B-4	147
42MP-RXC1/2	86	A16-16S80	149	A6B-5	147
62606	183	A2-2	141	A6B-6	147
62M08	183	A2-2.5	141	A6B-8	147
62M12	183	A2-3	141	A6M-1.5-200	143
62M16	183	A2-4	141	A6M-2-200	143
A1-3-200	141	A2-5	141	A6M-3-200	143
A1-4-200	141	A2-6	141	A8-10	143
A1032-1-200	144	A2B-2	146	A8-12	143
A1032-1.5-200	144	A2B-2.5	146	A8-12S80	149
A1032-2-200	144	A2B-3	146	A8-4	143
A1032-2.5-200	144	A2B-4	146	A8-4S80	148
A1032T-1-200	145	A2B-5	146	A8-5	143
A1032T-1.5-200	145	A2B-6	146	A8-6	143

# Index

(CONTINUED)

Part	Page
A8-6S80	149
A8-8	143
A8-8S80	149
BH1032-1-1-200	153
BH1032-1.5-1.5-200	153
BH1428-2-2-200	153
BH4S-3-3	152
BH4S-4-4	152
BH4S-5-4	152
BH4S-5-5	152
BH4S-6-4	152
BH4S-6-5	152
BH4S-6-6	152
BHL1428-2-2-200	153
BHL51624-2.5-2.5-200	153
BP1.5	82
BP10	82
BP4-4-4-4	82
BP6-6-6-4	82
BPOS1.5	82
CO-1-200	103
CO-1.5-200	103
CO-10	104
CO-12	104
CO-16	104
CO-2	103
CO-2-200	103
CO-2.5	103
CO-3	103
CO-4	103
CO-5	103
CO-6	104
CO-8	104
C1.5-1-200	105
C10-4	107
C10-5	107
C10-6	108
C10-8	108
C12-10	108
C12-6	108

Part	Page
C12-8	108
C16-10	108
C16-12	108
C16-8	108
C2-1-200	105
C2-1.5	105
C2-1.5-200	105
C2.5-1.5	105
C2.5-1.5-200	105
C2.5-2	105
C3-1-200	105
C3-1.5-200	106
C3-2	106
C4-1-200	106
C4-1.5-200	106
C4-2	106
C4-2.5	106
C4-3	106
C5-2	106
C5-2.5	106
C5-3	107
C5-4	107
C6-2	107
C6-2.5	107
C6-4	107
C6-5	107
C8-4	107
C8-5	107
C8-6	107
EJK100	170
EJK137	170
EJK138	170
EJK139	171
EJK140	171
EJK141	171
EJK145-EJ	171
EJK146-EJ	171
EJK147	171
EJK148	172
EJK200	172

Part	Page
EJK201	172
EJK202	172
EJK203	172
EJK300	173
EJK301	173
EJK302	173
EJK303	173
EJK304	174
EJK310	174
EJK312	174
EJK314	174
EJK330HC	174
EJP.5-1.5	36
EJP1-2	36
EJP1.5-2.5	36
EJP10-14	37
EJP12-16	37
EJP16-20	37
EJP2-3	36
EJP2-4	36
EJP3-4	36
EJP3-5	36
EJP4-6	36
EJP4-8	36
EJP5-7	37
EJP6-10	37
EJP6-8	37
EJP8-10	37
EJP8-12	37
FLX66E.5-1.5	26
FLX66E1-2	26
FLX66E1.5-2.5	26
FLX66E10-14	27
FLX66E12-14	27
FLX66E12-16	27
FLX66E16-20	27
FLX66E2-3	26
FLX66E2-4	26
FLX66E3-4	26
FLX66E3-5	26

# Index

(CONTINUED)

Part	Page
FLX66E4-6	26
FLX66E5-7	27
FLX66E6-8	27
FLX66E8-12	27
FLX75E.5-1.5	28
FLX75E1-2	28
FLX75E1.5-2.5	28
FLX75E10-14	29
FLX75E12-16	29
FLX75E16-20	29
FLX75E170-4	28
FLX75E2-3	28
FLX75E2-4	28
FLX75E3-4	28
FLX75E3-5	28
FLX75E4-6	29
FLX75E5-7	29
FLX75E6-8	29
FLX75E8-12	29
FLX84E.5-1.5	30
FLX84E1-2	30
FLX84E1.5-2.5	30
FLX84E10-14	31
FLX84E12-16	31
FLX84E16-20	31
FLX84E2-3	30
FLX84E2-4	30
FLX84E3-4	30
FLX84E3-5	30
FLX84E4-6	30
FLX84E4MM-6MM	31
FLX84E5-7	31
FLX84E6-8	31
FLX84E8-12	31
FLX95E.5-1.5	32
FLX95E1-2	32
FLX95E1.5-2.5	32
FLX95E10-14	33
FLX95E12-16	33
FLX95E16-20	33

Part	Page
FLX95E2-3	32
FLX95E2-4	32
FLX95E3-4	32
FLX95E3-5	32
FLX95E4-6	32
FLX95E4MM-6MM	33
FLX95E5-7	33
FLX95E6-8	33
FLX95E8-12	33
FLXC.5-1.5	9
FLXC1-2	9
FLXC1-2MM	9
FLXC1-3	9
FLXC1.5-2.5	9
FLXC1.85-3.45MM	9
FLXC10-14	11
FLXC10-14MM	11
FLXC12-14	11
FLXC12-16	11
FLXC16-20	11
FLXC19.2-25.4MM	11
FLXC2-3	9
FLXC2-4	9
FLXC2-4MM	10
FLXC3-4	10
FLXC3-5	10
FLXC3-6	10
FLXC4-6	10
FLXC4-7	10
FLXC4-7MM	10
FLXC4-8	10
FLXC4.8-6.4MM	10
FLXC5-7	10
FLXC5-8	10
FLXC5-8MM	11
FLXC6-10	11
FLXC6-8	11
FLXC6-9	11
FLXC8-10	11
FLXC8-12	11

Part	Page
G102-150-18	154
G102-150-78	154
HC-A	180
HC-AA	180
HC-B	180
HC-BB	180
HC-C	180
HC-D	180
HC-E	180
HC-F	181
HC-G	181
HC-H	181
HC-J	181
HC-K	181
HC-L	181
HC-M	181
HC-N	181
HC-P	181
HC-Q	181
HC-R	181
HC-S	182
HC-U	182
HC-W	182
HC-X	182
HEX1032	154
HEX1428	154
HEX1827	154
HEX51624	154
KFlex.5-1.5	34
KFlex1-2	34
KFlex1.5-2.5	34
KFlex10-14	35
KFlex12-16	35
KFlex170-4	34
KFlex2-3	34
KFlex2-4	34
KFlex3-4	34
KFlex3-5	34
KFlex4-6	35
KFlex5-7	35

# Index

(CONTINUED)

Part	Page
KFlex6-8	35
KFlex6MM-8MM	35
KFlex8-12	35
L0-1-200	129
L0-1.5-200	129
L0-10	130
L0-12	130
L0-16	130
L0-2	129
L0-2-200	129
L0-2.5	129
L0-3	129
L0-4	129
L0-5	129
L0-6	130
L0-8	130
L1032-1-200	136
L1032-1.5-200	136
L1032-2-200	136
L1032T-2-200	136
L12-10	135
L12-12	136
L12-16	136
L12-4	135
L12-6	135
L12-8	135
L1428-2-200	136
L1428-3-200	136
L16-12	136
L16-16	136
L2-1-200	133
L2-1.5-200	133
L2-2	133
L2-2.5	133
L2-3	133
L2-4	133
L2-5	133
L2-6	133
L2B-2	137
L2B-2.5	137

Part	Page
L2B-3	137
L2B-4	137
L2B-5	137
L2B-6	137
L4-2	134
L4-2.5	134
L4-3	134
L4-4	134
L4-5	134
L4-6	134
L4-8	134
L4B-2	137
L4B-2.5	137
L4B-3	138
L4B-4	138
L4B-5	138
L4B-6	138
L4B-8	138
L6-4	134
L6-5	134
L6-6	135
L6-8	135
L6B-4	138
L6B-5	138
L6B-6	138
L6B-8	138
L8-10	135
L8-12	135
L8-4	135
L8-6	135
L8-8	135
LAM9-3	167
LBF-3	89
LBF-4	89
LBF-5	89
LBLF-P	98
LBLF-P-PT	75, 100
LBLM-P	98
LBLM-P-PT	75, 100
LBM-3	90

Part	Page
LBM-4	90
LBM-5	90
LF-1	89
LF-1.5	89
LF-2	89
LF-2.5	89
LF-3	89
LF-4	89
LF-C	97
LF-P	98
LF-P-PT	75, 100
LFPM-1	92
LFPM-1.5	92
LFPM-2	92
LFW-120	91
LFW-154	91
LM-1	90
LM-1.5	90
LM-2	90
LM-2.5	90
LM-3	90
LM-4	90
LM-P	98
LM-P-PT	75, 100
LM-STOP	98
LMRL-1	96
LMRL-1.5	96
LMRL-2	96
LMRL-2.5	96
LMRL-3	96
LMRL-4	96
LMRL-P	99
LMRLN-1	93
LMRLN-1.5	93
LMRLN-2	93
LMRLN-2.5	93
LMRLN-3	93
LMRLN-4	93
LMRLN-P	96
LMS-1	97

# Index

(CONTINUED)

Part	Page
LMS-1.5	97
LMS-2	97
LMS-2.5	97
LMS-3	97
LMS-4	97
LMS-P	99
LMS-P-PT	100
LMSL-1	95
LMSL-1.5	95
LMSL-2	95
LMSL-2.5	95
LMSL-3	95
LMSL-4	95
LMSL-P	99
LMSLN-1	94
LMSLN-1.5	94
LMSLN-2	94
LMSLN-2.5	94
LMSLN-3	94
LMSLN-4	94
LMSLN-P	99
LMW-120	91
LMW-154	91
LRT4-1.5-200	119
LRT4-3-200	119
LRT6-12	119
LSL	97
LSLR	95
MF5-2	18
MF1-2	18
MF1.5-2.5	18
MF10-14	19
MF12-14	19
MF12-16	19
MF16-20	19
MF2-4	18
MF2.8MM-4.4MM	18
MF3-4	18
MF3-5	18
MF4-6	18

Part	Page
MF5-7	19
MF6-8	19
MF73M.5-2	20
MF73M1-2	20
MF73M1.5-2.5	20
MF73M10-14	21
MF73M12-16	21
MF73M16-20	21
MF73M2-4	20
MF73M3-4	20
MF73M3-5	20
MF73M4-6	20
MF73M5-7	20
MF73M6-8	21
MF73M8-12	21
MF8-12	19
MF82M.5-2	22
MF82M1-2	22
MF82M1.5-2.5	22
MF82M10-14	23
MF82M12-16	23
MF82M16-20	23
MF82M2-4	22
MF82M3-4	22
MF82M3-5	22
MF82M4-6	22
MF82M5-7	22
MF82M6-8	23
MF82M8-12	23
MF92R.5-2	24
MF92R1-2	24
MF92R1.5-2.5	24
MF92R10-14	25
MF92R12-16	25
MF92R16-20	25
MF92R2-4	24
MF92R3-4	24
MF92R3-5	24
MF92R4-6	24
MF92R5-7	24

Part	Page
MF92R6-8	25
MF92R8-12	25
N12	157
N12S80	158
N1428	92
N16	157
N16S80	158
N2	157
N4	157
N4S80	158
N6	157
N6S80	158
N8	157
N8S80	158
PO-1-200	161
PO-1.5-200	161
PO-10	161
PO-2-200	161
PO-2.5-200	161
PO-3-200	161
PO-4	161
PO-6	161
PO-8	161
P1032-200	160
P12	159
P12S80	160
P1428-200	160
P16	159
P2	159
P2B	159
P4	159
P4B	159
P4S80	160
P6	159
P6B	159
P8	159
P8S80	160
PD10	78
PD12	78
PD16	78



# Index (CONTINUED)

Part	Page
PD2	77
PD2.5	77
PD3	77
PD38-400	78
PD4	77
PD5	77
PD6	77
PD8	77
PDO2	79
PDO3	79
PDO4	79
PDO6	79
PDO8	79
PM1428-1-200	151
PM1428-1.5-200	151
PM1428-2-200	151
PM1428-2.5-200	151
PM1428-3-200	151
PM2S-4-200	150
PM4S-2.5	150
PM4S-3	150
PM4S-4	150
PM4S-5	150
PM4S-6	150
PM4S-8	150
PMP4S	162
PND-LBLF	75
PND-LF	75
PND10	76
PND12	76
PND16	76
PND2	76
PND2.5	76
PND3	76
PND4	76
PND5	76
PND6	76
PND8	76
PP10	81
PP12	81

Part	Page
PP16	81
PP2	80
PP2.5	80
PP3	80
PP4	80
PP5	80
PP6	80
PP8	80
RL1.5-1-200	131
RL16-12	132
RL2-1-200	131
RL2-1.5-200	131
RL3-2-200	131
RL4-2-200	131
RL5-4	131
RL6-4	131
RL6-5	131
RL8-4	132
RL8-6	132
RN16-12	156
RN4-2	156
RN6-2	156
RN6-4	156
RN8-2	156
RN8-4	156
RN8-6	156
RT1-1.5-200	119
RT1-2-200	119
RT10-5	121
RT10-6	121
RT12-10	121
RT12-16	121
RT12-6	121
RT12-8	121
RT16-10	121
RT16-12	121
RT16-8	121
RT2-1-200	119
RT2-1.5-200	119
RT2-2.5-200	119

Part	Page
RT2-3-200	119
RT2-4-200	119
RT2-5	120
RT2.5-6	120
RT20-12	121
RT28-14	121
RT4-1.5-200	120
RT4-10	120
RT4-2-200	120
RT4-3-200	120
RT4-6	120
RT6-10	120
RT6-2.5	120
RT6-4	120
RT6-5	120
RT8-4	120
RT8-5	120
RT8-6	121
RY10-12	114
RY12-16	114
RY2-4	114
RY3-5	114
RY4-6	114
RY6-8	114
RY8-10	114
SAF9-4	165
SAF9-6	165
SAM9-4	165
SAM9-6	165
SCR	168
SF12-Cap	86
SF12-SB12	85
SF12-SB4	85
SF12-SB6	85
SF12-SB8	85
SF16-Cap	86
SF16-SB12	85
SF16-SB16	85
SF16-SB4	85
SF16-SB6	85

# Index

(CONTINUED)

Part	Page
SF16-SB8	85
SFLXC.5-1.5	14
SFLXC1-2	14
SFLXC1.5-2.5	14
SFLXC10-14	15
SFLXC12-16	15
SFLXC16-20	15
SFLXC2-3	14
SFLXC2-4	14
SFLXC3-4	14
SFLXC3-5	14
SFLXC4-6	14
SFLXC4-6MM	14
SFLXC4-8	15
SFLXC5-7	15
SFLXC6-10	15
SFLXC6-8	15
SFLXC8-12	15
SFX.5-1.5	16
SFX1-2	16
SFX1.5-2.5	16
SFX10-14	17
SFX12-16	17
SFX170-3	16
SFX170-4	16
SFX2-3	16
SFX2-4	16
SFX3-4	16
SFX3-5	16
SFX4-6	17
SFX5-7	17
SFX6-8	17
SFX8-12	17
SL90F9-4	167
SL90F9-6	167
SN9-4	166
SUP9	166
T0-1-200	117
T0-1.5-200	117
T0-10	118

Part	Page
T0-12	118
T0-16	118
T0-2	117
T0-2-200	117
T0-2.5	117
T0-3	117
T0-4	117
T0-5	117
T0-6	118
T0-8	118
T12-10	124
T12-12	124
T12-16	124
T12-4	124
T12-6	124
T12-8	124
T16-12	124
T16-16	124
T2-2	122
T2-2.5	122
T2-3	122
T2-4	122
T2-5	122
T2-6	122
T2B-2.5	125
T2B-4	125
T2B-6	125
T4-2	122
T4-2.5	122
T4-3	123
T4-4	123
T4-5	123
T4-6	123
T4-8	123
T4B-2.5	125
T4B-3	125
T4B-4	125
T4B-5	125
T4B-6	125
T4B-8	126

Part	Page
T6-4	123
T6-5	123
T6-6	123
T6-8	123
T6B-4	126
T6B-5	126
T6B-6	126
T6B-8	126
T8-10	124
T8-12	124
T8-4	123
T8-6	123
T8-8	124
X0-1-200	111
X0-2-200	111
X0-3-200	111
X0-4	111
X0-6-200	111
X0-8-200	111
Y0-1	112
Y0-1.5	112
Y0-10	113
Y0-12	113
Y0-16	113
Y0-2	112
Y0-2.5	112
Y0-3	112
Y0-4	112
Y0-5	112
Y0-6	112
Y0-8	113



10325 East 47th Avenue  
Denver, CO 80238

3486 Precision Drive  
Fort Collins, CO 80528



**Intertechnik Elze**  
GmbH & Co. KG  
Wernher-von-Braun-Str. 1  
31008 Elze  
GERMANY  
TEL: +49 (0)5068 4022  
FAX: +49 (0)5068 2244  
E-Mail: [info@ite.de](mailto:info@ite.de)  
Homepage: [www.ite.de](http://www.ite.de)

**ELDON JAMES**